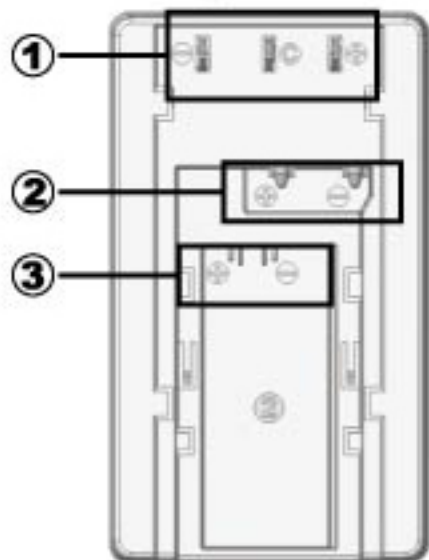



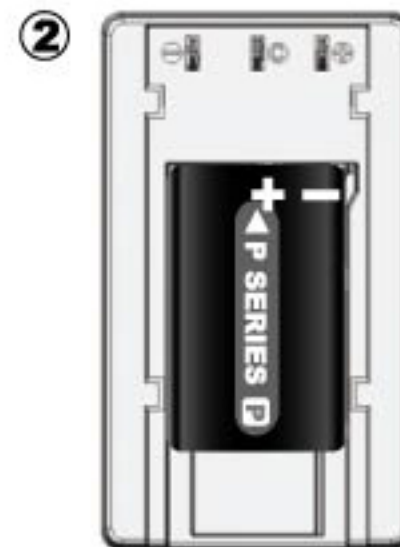
# Compatibility Illustration



\*\*\*All trademarks and brand names are the property of their registered owners\*\*\*



**RCA BB-75**  
**SHARP BT-L1U / L2U / L11U / L12U**



**SONY InfoLithium S Series**  
NP-F10 / F20 / F30  
NP-FS10 / FS11 / FS12 / FS20 / FS21 /  
FS22 / NP-FS30 / FS31 / FS32 / FS33

## \* Match the + & - symbols

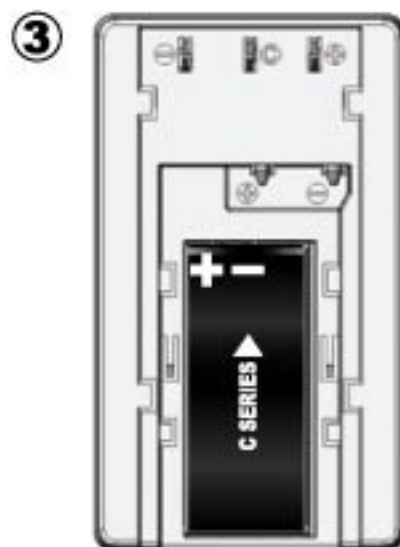


**STEP 1 :** Check the + & - symbols in the charger slot.

**STEP 2 :** Check the + & - symbols on the battery.

**STEP 3 :** Be sure to match the + & - symbols when inserting the battery into the charger for recharging.

\* The charger may not work properly if failing to follow the above instructions.



**SONY InfoLithium C Series**  
NP-FC10 / FC11