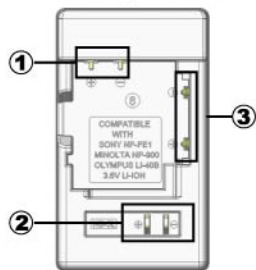
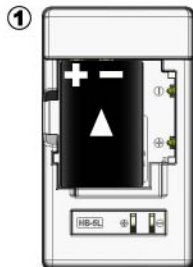


# Compatibility Illustration



\*\*\*All trademarks and brand names are the property of their registered owners\*\*\*



**MINOLTA NP-900**  
**SONY InfoLithium E Series**  
**NP-FE1**



**OLYMPUS Li-40B / 42B**

## \* Match the + & - symbols

### STEP 1.



### STEP 2.



### STEP 3.

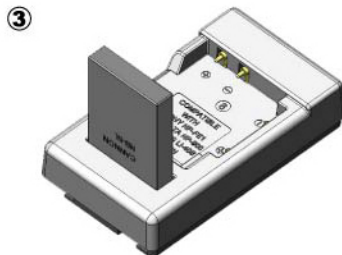


**STEP 1 :** Check the + & - symbols in the charger slot.

**STEP 2 :** Check the + & - symbols on the battery.

**STEP 3 :** Be sure to match the + & - symbols when inserting the battery into the charger for recharging.

\* The charger may not work properly if failing to follow the above instructions.



**CANON NB-5L**