





The A/V Presentation

SourceBook

Section 3

Projector Mounts

Bretford.....	202-203
Chief	204-211
Draper	212-216
Luxor.....	217
Peerless.....	218-223
Premier Mounts	224-226
H. Wilson.....	227

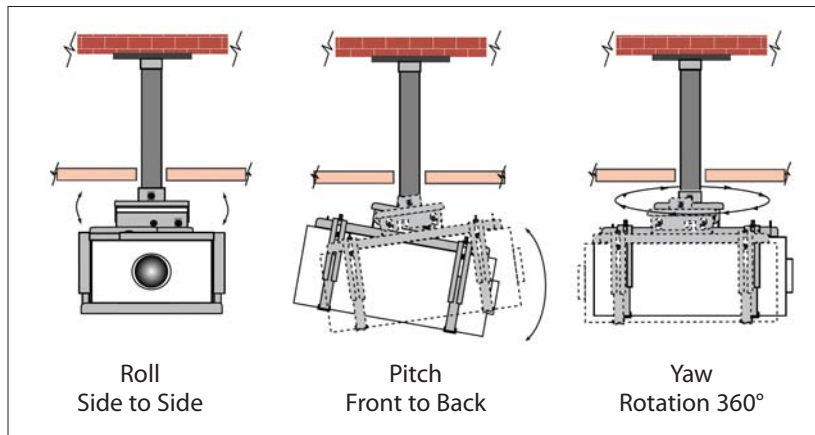
Obtaining information and ordering from B&H is quick and easy. When you call us, just punch in the corresponding Quick Dial number anytime during our welcome message. The Quick Dial code then directs you to the specific professional sales associates in our order department.



For Section 3, Projector Mounts,
use Quick Dial #: 821

LCD PROJECTOR MOUNTS

Bretford's LCD projector mounts easily adjust to fit most LCD projectors and are available in three different styles for various methods of installation. Projector is held in place by 12- to 14-gauge steel arms, which allow air flow and access to functions on all sides of the projector. Mount has roll, pitch and yaw adjustments to fine tune your projector. Unique hanger support system allows one man installation, and projector can be mounted right-side up or upside down. Mount easily re-adjusts for exchanging projectors. When you upgrade projectors, you won't have to purchase a new mount. Finished in black powder paint.



- ◆ Mounts easily adjust to fit most LCD projectors.
- ◆ Mount has roll, pitch and yaw adjustments to fine tune your projector.
- ◆ Available in three different styles for various methods of installation.
- ◆ Projector can be mounted right side up or upside down.
- ◆ These mounts feature an open design that allows the air flow to cool the projector and allows for access to functions on all sides of the projector.

TPMA1-BK



This ceiling mount is for use with 1½" NPS pipe or 1/4" threaded rod installation. All mounting pipes, rods and accessories are sold separately.

TPMA2-BK



This mount attaches flush to the ceiling. Flush mount plate included. The projector is held in place by steel arms which allow air flow and access to projector functions.

TPMA3-BK



This mount holds a projector to a single wood stud on the wall and includes a wall bracket arm. All mounting pipes, rods and accessories are sold separately.

	TPMA1-BK	TPMA2-BK	TPMA3-BK
Overall Dimensions	Up to 17 x 27 x 16" (WxDxH)	Up to 17 x 27 x 16" (WxDxH)	Up to 17 x 27 x 16" (WxDxH)
Pitch	10°	10°	10°
Roll	10°	10°	10°
Yaw	360°	33° left and right off of projection line	360°
Weight	22 lbs.	17 lbs.	31 lbs.
B&H Item Number	BRTPMA1BK	BRTPMA2BK	BRTPMA3BK
Price	\$144.95	\$144.95	\$204.95

LCD PROJECTOR MOUNT ACCESSORIES

Extension Pipes

Extension pipes are threaded at both ends and measure 1½" NPS. They are available in three lengths. An optional Pipe Coupler provides the necessary strength when combining pipe lengths. The optional matching Escutcheon Ring surrounds the ceiling pipe for a finished look. All are finished in black powder paint.

TV4-BK 4" Pipe (BRTV4BK)	35.95
TV10-BK 10" Pipe (BRTV10BK)	44.95
TV18-BK 18" Pipe (BRTV18BK)	49.95
TVCPLR-BK Pipe Coupler (BRTVCPLRBK)	39.95
TVER-BK Escutcheon Ring (BRTVERBK)	19.95



Ceiling Mounting Brackets



TVCCB-BK Cathedral Ceiling Bracket



TVRA-BK Revolving Adapter

TVCCB-BK

Cathedral Ceiling Bracket (BRTVCCBBK)


Designed for angled ceiling installations on LCD mounts. Used with extension pipe. For use with wood support beams and joists. Uses gravity to hang at the proper angle. Weighs 5 lbs. Comes in black.....

29.50

TVRA-BK

Revolving Adapter (BRTVRABK)

Adapter to connect mount and ceiling pipe. When used with Bretford LCD mounts, adapter allows mount to swivel 360° without having to reset a screw.....

34.50


TVEBP-BK Flat Exterior Back-up Plate

TVEBP-BK

Flat Exterior Back-up Plate (BRTVEBPBK)

Mounts on the opposite side of a hollow concrete block mounted bracket and provides added strength and safety. Matches hole pattern of all Bretford wall mount brackets and is installed with 3/8" threaded rod and nuts (not included).....

27.95

TVEBP10-BK

Flat Exterior Back-up Plate 10-Pack (BRTVEBP10BK)

10 piece pack of the TVEBP-BK mounting plates

59.95

TVSTBL-BK

Adjustable Stabilizing Bracket (BRTVSTBLBK)

The adjustable stabilizing bracket prevents swaying on LCD mounts. Attaches to ceiling and extension pipe

64.95

TVWJK-BK

Wire Jacket Kit (BRTVWJKBK)

Keeps cable and LCD projector cords organized and out of the way...

27.95

TVSTBL-BK Adjustable Stabilizing Bracket



TVWJK-BK Wire Jacket Kit



CEILING MOUNTS

RPA Series Inverted Projector Mounts

An inverted ceiling mount with the exclusive All-Points security system, the RPA series is the top-selling projector mount in the industry. Supplied with everything you need for a quick installation, low-profile look and hassle-free projector maintenance, they are ideal for offices, schools and homes. All-Points is an integrated security system that uses security hardware at all key connection points to protect projectors from theft. A steel-into-steel design makes All-Points more effective than other integrated security systems.

- ◆ UL listed for proven strength.
- ◆ Easy installation – no assembly.
- ◆ With their low-profile design, RPA Series mounts can be flush mounted without additional accessories.
- ◆ Quick projector disconnect/reconnect with lamp and filter access—always maintains registration. Disconnecting doesn't affect pre-set adjustments.
- ◆ Independent Roll, Pitch and Yaw adjustments make it easy to precisely register the projector.
- ◆ Integrated cable management allows cables to be routed through the top of the mount without additional accessories.
- ◆ Includes the All-Points Security System.
- ◆ Compatible with a large assortment of accessories to easily overcome a variety of installation challenges.
- ◆ Allows lateral shift by adding the optional LSB-100 Lateral Shift Accessory
- ◆ Compatible with the PG-1 Projector Guard Security Cage.
- ◆ Allows natural convection ventilation.
- ◆ Three ceiling mounting methods: Flush mount; optional 1/4" threaded rod; or an optional 1/2" NPT Threaded Extension Column.



RPA Mount

RPA-U Mount

RPA Inverted Custom Projector Mount (CHRPA)

Includes an SLB bracket that is designed for each specific projector. Call to determine which mount to order based on your projector model. Available in black, silver and white colors **188.95**

RPA-U Inverted Universal Projector Mount (CHRPAU)

Universally supports most invertible projectors. Available in black, silver and white colors..... **188.95**

UPC Non-Inverted Custom Projector Mount



UPC Mount

UPC Non-Inverted Custom Projector Mount (CHUPC)

Includes an SLB bracket that is designed for each specific projector. Call to determine which mount to order based on your projector model. Available in black or silver colors..... **264.95**


Chief's customized UPC Series Mount offers the best-looking and most functional installation possible for projectors that must be mounted upright in the ceiling. Each mount includes a bracket that is custom designed to fit the contour of your projector, giving you the lowest profile support possible. The UPC customized brackets also save you valuable projector maintenance time by providing easy access to the lamp and filter.

- ◆ Low-profile design
- ◆ Heavy-duty construction for added strength and security
- ◆ Independent Roll, Pitch and Yaw adjustments make it easy to precisely register the projector.
- ◆ Integrated cable management allows cables to be routed through the top of the mount without additional accessories.
- ◆ Quick projector disconnect/reconnect with lamp and filter access—always maintains registration. Disconnecting doesn't affect pre-set adjustments
- ◆ Three ceiling mounting methods: Flush mount; optional 1/4" threaded rod; or an optional 1/2" NPT Threaded Extension Column.
- ◆ Compatible with optional LSB-100 Lateral Shift Bracket

CEILING MOUNTS

LCDA Non-Inverted Universal Projector Mount

A universal solution for mounting upright LCD/DLP projectors, the LCDA Series Mount holds projectors on an adjustable tray and allows you to tighten the mount around your projector for a secure fit. The LCDA provides you with independent adjustments for quick, easy registration. Ideal for portable projector installations in offices and small businesses where the projector needs to be taken down frequently for traveling.



- ◆ Easy installation, no interface bracket required
- ◆ Adjustable tray accommodates a wide variety of projectors
- ◆ The mount can be tightened around the projector for a secure fit
- ◆ Independent Roll, Pitch and Yaw adjustments for fast and precise image registration
- ◆ Convenient lamp and filter access for no hassle maintenance
- ◆ Three ceiling mounting options

LCDA Model	Max Height	Max Width	Tray Depth	B&H SKU	Price
LCDA-215C	3 ¹ / ₈ "-4 ¹ / ₈ "	7 ¹ / ₈ "-12 ³ / ₈ "	8"	CHLCDA215C	322.95
LCDA-220C	7 ¹¹ / ₁₆ "-13 ³ / ₈ "	8 ⁵ / ₈ "-11 ¹ / ₂ "	17 ³ / ₄ "	CHLCDA220C	322.95
LCDA-225C	10 ¹ / ₈ "-16"	8 ⁵ / ₈ "-11 ¹ / ₂ "	17 ³ / ₄ "	CHLCDA225C	322.95
LCDA-230C	7 ¹¹ / ₁₆ "-13 ³ / ₈ "	12 ¹¹ / ₁₆ "-23 ³ / ₄ "	17 ³ / ₄ "	CHLCDA230C	322.95
LCDA-240C	10 ¹ / ₈ "-16"	*14 ¹ / ₈ "-19 ³ / ₈ "	22 ¹ / ₄ "	CHLCDA240C	322.95

*LCDA-240C tray is a fixed 12¹/₂" wide. Adjustments are for the side panels only.

CMA-250 LCDA Flush Plate (CHCMA250)

Used to flush mount the LCDA ceiling mount **53.95**

VCM Inverted Heavy-Duty Projector Mount

The VCM Series Ceiling Mount provides the strong support you need for mounting heavy LCD/CRT projectors in schools and auditoriums. Chief's exclusive micrometer adjustments and quick disconnect save installation and maintenance time. Micrometer adjustments give you the precision you need to quickly achieve registration. The quick disconnect feature allows you to remove the projector for maintenance and replace it on the mount without losing registration.



- ◆ All steel, heavy-duty design securely mounts large, heavy projectors
- ◆ Quick projector disconnect/reconnect with convenient lamp and filter access—always maintains registration and disconnecting doesn't affect pre-set adjustments
- ◆ Three ceiling mounting options
- ◆ Exclusive micrometer roll (±5°) and pitch (±20°) adjustments are made with the alignment features of the body. Simply turn the roll adjustment bolt to raise or lower either side of the projector, then adjust and lock the pitch adjustment. This process enables you to remove the projector for service and remount without disturbing the original projector alignment.

VCM Inverted Heavy Duty Projector Mount (CHVCM)

Includes an HB bracket. Call to determine which mount to order based on your projector model. Available in black color **385.95**

LPK-1 Low Profile Mount Kit (CHLPK1)

Attaches to the top of the VCM Mount to permit flush mounting to the ceiling, without loss of the X-Y movement **108.95**

PG-1A Projector Guard Security Cage



- ◆ Mount with pre-existing installations without disturbing projector settings
- ◆ Adjustable front opening accommodates different lens positions
- ◆ A top security solution for schools and gymnasiums, this cage fully encloses projectors in a black, locked steel cage to prevent theft, as well as recreational damage.
- ◆ Hinged doors for easy access for projector maintenance
- ◆ Accommodates roll, pitch and yaw adjustments
- ◆ Provides proper projector ventilation

PG-1A (CHSCL)

Accommodates projectors up to 20³/₈ x 7¹/₂ x 20" **358.95**

PG-2A (CHSCMW)

Accommodates projectors up to 16 x 7.5 x 16" **313.95**

LCD Projector Stackers

Utilizing RPA or UPC Series mounts, Stackers provide easy projector registration and quick disconnection for maintenance. Order as a system or choose modular components.

- ◆ Projectors can be installed inverted or non-inverted and facing the same or opposing directions for increased versatility
- ◆ 360° of rotation on arm
- ◆ ± 4° roll, ± 25° pitch, 12° yaw



LCD-2C Stacker (CHLCD2C)

Stack multiple LCD/DLP projectors from the ceiling. Mounts not included **312.50**

LCD-2TS Stacker (CHLCD2TS)

Stands on a table using the included LCDB Base Plate. Mounts not included **412.95**

PROJECTOR ACCESSORIES

CEILING PLATES

8" Ceiling Plate with Attached Adjustable 1½" NPT Column

- ◆ Universal solution for most structural ceiling installations
- ◆ Easy way to achieve the desired drop distance, 24¼"-46"
- ◆ Adjustable in 3/4" increments
- ◆ Provides unmatched rigidity
- ◆ Weight capacity is 500 lbs.

CMA-100 (CHCMA100)156.95

5" Designer Ceiling Plate with 1½" NPT Opening

- ◆ Cost effective, attractive solution for simple installs
- ◆ Can hold equipment using all four holes or two opposing holes
- ◆ 4" x 4" mounting pattern is designed to allow use of 3/8" mounting bolts
- ◆ Includes set screw to secure a 1½" NPT to the ceiling plate
- ◆ Weight capacity is 500 lbs.

CMA-101 (CHCMA101)18.95

4" Ceiling Plate with 1½" NPT Opening

- ◆ Combines with fixed or adjustable CMA extension columns to customize your installation
- ◆ Great for installations where a short extension column is used, or where there isn't space for a larger plate
- ◆ Includes set screw
- ◆ Weight capacity is 500 lbs.

CMA-105 (CHCMA105)38.95

8" Ceiling Plate with 1½" NPT Opening

- ◆ Combines with fixed or adjustable CMA extension columns to customize your installation
- ◆ CMA-210 available for attaching to 2" NPT
- ◆ Includes set screw
- ◆ Weight capacity is 500 lbs.

CMA-110 (CHCMA110)58.95



6" Ceiling Plate with 1½" NPT Opening

- ◆ Combines with fixed or adjustable CMA extension columns to customize your installation
- ◆ Includes set screw
- ◆ Weight capacity is 500 lbs.

CMA-115 (CHCMA115)48.95

Offset Ceiling Plate

- ◆ Routes projector cables through the extension column and out the top of the ceiling plate for better cable management
- ◆ Includes an 8" square ceiling plate with a 1¾" high offset
- ◆ Overall height is 4½"
- ◆ Attaches to a 1½" NPT extension column; it can also attach to 2" NPT column with the CMA-332
- ◆ Weight capacity is 500 lbs.

CMA-330 (CHCMA330)48.95

Structural Ceiling Plate

- ◆ Flexible neoprene rubber joint to minimize shock and vibration
- ◆ Overall height is 4½"
- ◆ Attaches to a 1½" NPT threaded extension column
- ◆ Weight capacity is 500 lbs.

CMA-345 (CHCMA345)148.95

100° Angled Ceiling Plate with Threaded Coupler

- ◆ Adjusts from -5° to +95° to level an angled ceiling
- ◆ Attaches to a 1½" NPT threaded extension column
- ◆ Two slotted mounting holes
- ◆ Includes set screw
- ◆ Weight capacity is 500 lbs.

CMA-395 (CHCMA395)48.95

Easy Installation Kit

- ◆ Provides all the accessories you need for a complete structural ceiling installation
- ◆ Easy to install
- ◆ Includes a 6" x 6" ceiling plate and adjustable extension column that spans 12"-18"
- ◆ Weight capacity is 500 lbs.

CMA-700 (CHCMA700)108.95

PROJECTOR ACCESSORIES

CEILING KITS

CMA-165 Internal Joist Ceiling Kit (CHCMA165)

The CMA-165 makes home installations quick and easy. The system works like a ceiling fan installation and is designed to suspend a projector between ceiling joists. With just a 4" hole in the ceiling, it is possible to install a projector. The adapter is designed with a cable management system for a clean installation. The kit includes a junction box mounting brace and a 5" round plate that adapts to 1½" NPT extension columns. Weight capacity is 50 lbs **108.95**



CMA-440 UL-Listed Lightweight Suspended Ceiling Kit (CHCMA440)



This easy-to-install, economically priced mounting kit is perfect for mounting most LCD/DLP projectors under 50 lbs. It offers easy clamping to ceiling tracks with minimal assembly. Infinite adjustment allows positioning of 1½" NPT opening at nearly any location

within a 2' x 2' or 2' x 4' ceiling tile. The kit includes a 10' safety cable, 20' strand wire, two outlet knockouts, four turnbuckles, wood eye bolts, concrete anchors and a chrome ring **108.95**

CMA-450 UL-Listed Suspended Ceiling Kit (CHCMA450)

The flexible, easy-to-install CMA-450 is a 2' x 2' plate designed to sit unseen above the suspended ceiling. It is secured with four tie wires and a safety cable. Nine mounting hole positions with threaded ends for accepting 1½" NPT extension column offer great flexibility for mounting. It comes with a 10' safety cable, 20' strand wire, two outlet knockouts, four turnbuckles, wood eye bolts, concrete anchors and chrome finishing ring. It's weight capacity: center hole (250 lbs.), side and corner holes (125 lbs.) **158.95**



CMA-455 UL-Listed Suspended Ceiling Replacement Kit (CHCMA455)



Quick installation without cutting any ceiling tiles, the CMA-455 is designed to replace a 2' x 2' ceiling tile or sit above the suspended ceiling. It is secured to the structure above with four tie wires. A threaded hole accepts a 1½" NPT extension column. It includes a 10' safety cable,

20' strand wire, two outlet knockouts, four turnbuckles, wood eye bolts and concrete anchors. It's weight capacity is 250 lbs **148.95**

EXTENSION COLUMNS

CMA Fixed Extension Columns

- ◆ Use with any 1½" NPT accessory to lower the projector to desired height
- ◆ Includes 1½" NPT column threaded on both ends, 3" to 6' lengths
- ◆ Weight capacity is 500 lbs.



CMA-003 (CHCMA003) 3" extension column.....	8.95	CMA-024 (CHCMA024) 2' extension column.....	34.95
CMA-006 (CHCMA006) 6" extension column	14.95	CMA-036 (CHCMA036) 3' extension column.....	39.95
CMA-008 (CHCMA008) 8" extension column.....	26.95	CMA-048 (CHCMA048) 4' extension column.....	58.95
CMA-012 (CHCMA012) 12" extension column.....	28.95	CMA-060 (CHCMA060) 5' extension column.....	69.95
CMA-018 (CHCMA018) 18" extension column.....	32.95	CMA-072 (CHCMA072) 6' extension column.....	84.95

CMA Adjustable Extension Columns

- ◆ Use with any 1½" NPT accessory to lower the projector to desired height
- ◆ Provides range of height adjustment in 1" increments, depending on the model (3' to 12' lengths).
- ◆ 1½" NPT Column threaded on both ends
- ◆ Includes set screws for added rigidity
- ◆ Weight capacity is 500 lbs.



CMA-006009 (CHCMA006009) Adjusts from 6"-9"	56.95	CMA-0507 (CHCMA0507) Adjusts from 5'-7'	144.95
CMA-009012 (CHCMA009012) Adjusts from 9"-12"	78.95	CMA-0608 (CHCMA0608) Adjusts from 6'-8'	144.95
CMA-012018 (CHCMA012018) Adjusts from 12"-18"	98.95	CMA-0709 (CHCMA0709) Adjusts from 7'-9'	148.95
CMA-018024 (CHCMA018024) Adjusts from 18"-24"	106.95	CMA-0810 (CHCMA0810) Adjusts from 8'-10'	169.95
CMA-0203 (CHCMA0203) Adjusts from 2'-3'	116.95	CMA-0911 (CHCMA0911) Adjusts from 9'-11'	169.95
CMA-0305 (CHCMA0305) Adjusts from 3'-5'	128.95	CMA-1012 (CHCMA1012) Adjusts from 10'-12'	184.95
CMA-0406 (CHCMA0406) Adjusts from 4'-6'	136.95	* CMA-1012 Adjustable Extension Column cannot ship by UPS due to length.	

PROJECTOR ACCESORIES

STRUCTURAL ADAPTERS

Pipe Clamp

- ◆ Clamps onto a 1½"–3½" horizontal pipe
- ◆ Allows cable access
- ◆ Attaches to 1½" NPT threaded extension column
- ◆ Weight capacity is 300 lbs.

CMA-300 (CHCMA300) **153.95**

I-Beam Clamp

- ◆ Adapts a 1½" NPT column to I-beam truss from 2½"–12" wide
- ◆ Weight capacity is 250 lbs.

CMA-360 (CHCMA360) **217.50**

C-Clamp

- ◆ Great for mounting equipment in exhibit booths
- ◆ Clamps to any structure up to 2½" OD, including 2 x 4" structures
- ◆ Attaches to a 1½" NPT threaded extension columns
- ◆ Quick, versatile installation of presentation equipment
- ◆ Allows cable access through column
- ◆ Weight capacity is 250 lbs.

CMA-362 (CHCMA362) **98.95**

Truss Ceiling Adapter


- ◆ Adapts a 1½" threaded extension column to square, round, rectangular or I-beam truss up to 3" in diameter
- ◆ Weight capacity is 250 lbs.

CMA-365 (CHCMA365) **48.95**

UL-Listed Architectural Spanning Adapter

- ◆ Spans truss systems 5–18" for easy overhead installation of equipment in buildings and exhibit booths
- ◆ Accommodates truss using up to 2" OD round or 1½" square pipe
- ◆ Attaches to a 1½" NPT threaded extension columns
- ◆ Cable management through column
- ◆ Weight capacity is 250 lbs.

CMA-366 (CHCMA366) **108.95**



UL-Listed Offset Unistrut Adapter

- ◆ Quickly installs to all styles of 1½" Unistrut/U-Channel
- ◆ Cable management through pole and directly out of Unistrut adapter
- ◆ Attaches to a 1½" NPT threaded extension column
- ◆ Ships with spring nuts and bolts for attaching to Unistrut/U-Channel
- ◆ Weight capacity is 500 lbs.

CMA-372 (CHCMA372) **48.95**

Concrete Fastener Kit

- ◆ Includes four concrete fasteners for concrete or brick installations

CMA-380 (CHCMA380) **11.95**

Internal Joist Mount

- ◆ Expands to bridge ceiling joists on 10–23" centers
- ◆ Adjustable clamping bracket with threaded fittings for 1½" NPT threaded extension columns
- ◆ Weight capacity is 300 lbs.

CMA-385 (CHCMA385) **98.95**

16" On Center Ceiling Plate

- ◆ Attach to finished ceilings using the included lag bolts
- ◆ Can be used on structural ceilings using CMA-380 optional concrete anchors
- ◆ Attaches to 1½" NPT threaded extension columns
- ◆ Includes set screw
- ◆ Weight capacity is 300 lbs.

CMA-390 (CHCMA390) **58.95**

24" On Center Ceiling Plate

- ◆ Same as above, but for 24" on-center joists

CMA-391 (CHCMA391) **78.95**

Wall Mount Arm

- ◆ Use to wall mount the RPA, UPC or LCDA projector mounts
- ◆ Includes 3" extension column
- ◆ Extends 18¼" from wall
- ◆ Weight capacity is 150 lbs. (concrete installation), 125 lbs. (wood stud installation)

WMA-300 (CHWMA300) **78.95**

PROJECTOR ACCESSORIES

ADDITIONAL INSTALLATION ADAPTERS

1½" to 1" Adapter/Reducer

Easily adapt your RPA Mount or other 1½" NPT accessory for use on a 1" NPT column

CMA-151 (CHCMA151)**21.95**

1½" to 1½" NPT Coupler

Attaches two 1½" NPT columns for added length. A slot allows easy cable access. It adds 3¾" height to the installation. Two set screws are included for security and stability. Weight capacity is 500 lbs.

CMA-152 (CHCMA152)**33.95**

Installation Job Box

Makes installations quicker and easier by providing one central location for electrical hook-ups, cables and equipment. It attaches to two 1½" NPT columns and remains hidden above the ceiling. It includes outlet knockouts and space to hold wiring and electrical equipment. Weight capacity is 250 lbs.

CMA-160 (CHCMA160)**217.50**

Threaded Pipe Coupler

Attaches two 1½" NPT extension columns together for added length, and adds 2½" height to the installation. Two set screws are included for security and stability. Weight capacity is 500 lbs.

CMA-270 (CHCMA270)**23.95**

Support Bracket and Cable Assembly

Used with long extension installations, the CMA-340 attaches to a 1½" or 2" NPT threaded extension column and increases rigidity and reduces sway. It includes a bracket, four cables and four turnbuckles. Its weight capacity is 500 lbs.

CMA-340 (CHCMA340)**159.95**

Heavy-Duty Swivel Adapter with Stops

Allows smooth axis rotation or the ability to set swivel 0–330°, the CMA-351 offers quick rotation for projecting on more than one wall. It attaches to a 1½" NPT threaded extension column and has a weight capacity of 500 lbs.

CMA-351 (CHCMA351)**118.95**



Chrome Finishing Ring

Visually enhances suspended ceiling installations by covering the hole where extension column passes through the ceiling tile. Ring is hinged to open.

CMA-640 (CHCMA640)**12.95**

Quick Disconnect

The QD-1 provides quick release by loosening flange nuts and removing the safety pin. It is helpful with mounting heavy equipment such as the VCM projector mount. It attaches to 1½" NPT threaded extension column. Weight capacity 500 lb.

QD-1 (CHQD1)**112.95**

Heavy-Duty Lateral Shift Bracket

The XY-1 bracket allows 4" adjustment in any direction. It can be positioned on a 1½" NPT extension column for either right/left or fore/aft adjustment. It alleviates obstacles in the pathway of column drop.

XY-1 (CHXY1)**138.95**

Vibration Isolator

The CMA-347 reduces image movement due to building vibration. Its unique design soaks up vibration above the mount connection point. It can be used with any 1½" NPT extension columns and includes two sets of springs for different weight mounting options. Its weight capacity is 0-15 lbs. or 15-35 lbs.

CMA-347 (CHCMA347)**283.95**

Quick-Snap Cable Cover

This kit includes three 4' cable covers that can easily be cut to size. It hides cables and quickly adapts to 1½" or 2" NPT extension columns. The unique cover design snaps on easily and is a great alternative to routing cables through the 1½" NPT Column.

CMA-275 (CHCMA275)**64.95**

Lateral Shift for RPA/UPC Mounts

Allows 3" of right/left lateral adjustment to center the lens. It maintains the quick disconnect feature of the RPA, and includes the All-Points Security System hardware. An additional 2¼" right/left lateral adjustment is possible for projectors under 15 lbs. Its weight capacity is 50 lbs.

LSB-100 (CHLSB100)**44.95**

PROJECTOR ACCESORIES

SECURITY ACCESSORIES

Heavy-Duty Cable System

System includes the SA-1 security anchor, 1/4" x 5' vinyl-coated cable, 40mm padlock, two steel security pads with patented rotating cable fasteners and a tube of instant adhesive.

HC-1 (CHHC1).....83.95

Cable Lock

Includes a coiled cable that extends 6', two steel security pads, a tube of super glue gel and a 30mm padlock.

LC-1 (CHLC1).....58.95

Security Anchor

Attaches to NPT pipe, truss work and other components. Security shroud is held in position by a security cable (not included) blocking access to the hardware.

SA-1 (CHSA1).....19.95

Projector Lock

Lock body is 1" diameter x 1 1/4" long. Made from aircraft aluminum, it has a seamless housing with a seven-pin tumbler locking mechanism (two keys provided). 3M adhesive secures lock to projector.

PL-4 (CHPL4).....88.95



SSC-1 (CHSSC1):

Includes 3 covers for screws up to #10.....**28.95**

SSC-2 (CHSSC2):

Includes 3 covers for screws up to 1/4".....**28.95**

SSC Security Screw Cover Kits for RPA Mounts

- ◆ Provides added protection against equipment theft.
- ◆ Prohibits access to screws by covering hardware and locking with padlocks or cable (padlocks and cable not included).
- ◆ Compatible with the All-Points Security System

SSC-3 (CHSSC3):

Includes 3 covers for screws up to 5/16"**28.95**

SSC-4 (CHSSC4):

Includes all covers for RPA mounts**32.95**



PL-1 Projector Lock Security Enclosure

The PL-1 series provides an added measure of defense from theft beyond the All-Points Security without the extreme of enclosing the entire projector. The PL-1 offers three unique key options for multiple installations at the same location, and is compatible with all RPA series installations.

The multiple key options provide greater security in instances where multiple PL-1 series installations are in one location and a key is lost or stolen. The three (PL-1A, PL-1B, PL-1C) are to assist in tracking the type of key that is used for a particular installation, and to ensure that if you standardize on a single key your installations will be the same.

- ◆ Keyed lock for an added level of security
- ◆ Maintains convenient lamp and filter access for hassle-free maintenance
- ◆ Compact design for a discrete appearance
- ◆ Sliding access doors make projector maintenance quick and easy

- ◆ Slotted design for proper projector ventilation
- ◆ Compatible with new or existing RPA series installations
- ◆ Allows standard routing of cables through 1 1/2" NPT pipe
- ◆ Dimensions are 13 1/4" x 3 3/8" x 11 1/16". It ships fully assembled

PL-1A (CHPL1A): With key option "A"**148.95** **PL-1B (CHPL1B):** With key option "B"**148.95** **PL-1C (CHPL1C):** With key option "C"**148.95**

PROJECTOR LIFTS & ACCESSORIES

PROJECTOR LIFTS



SL-150 Smart-Lift

Designed to fit most installation requirements, the SL-150 delivers an exceptionally smooth and quiet movement. It needs only 11" of ceiling clearance, easily accommodates multiple control options, and is plenum rated. Projectors can be non-inverted or inverted. (Requires SLB bracket).

- ◆ Low profile – requires only 11" clearance above the ceiling; 8¼" of downward travel distance
- ◆ Suitable for push-up table top installation
- ◆ Projector Roll, Pitch and Yaw.
- ◆ Fore/aft, left/right projector positioning
- ◆ Horizontal and vertical cradle positioning
- ◆ Quick connect/disconnect
- ◆ Three mounting methods

SL-150 (CHSL150).....2079.95

SL-236 Smart-Lift

Your solution to electrically lower projectors from high ceilings in sophisticated homes and corporate offices. The SL-236 fits most installation requirements, needs only 11" of ceiling clearance, easily accommodates multiple control options, and is plenum rated. (Requires SLB bracket).




- ◆ Used with finished or suspended ceiling
- ◆ Low profile – 11" overall closed height; 36" of travel distance with three adjustable stopping positions (up/show/service)
- ◆ Projector roll, pitch & yaw
- ◆ Fore/aft, left/right projector positioning
- ◆ Vertical projector cradle adjustment
- ◆ Quick connect/disconnect

- ◆ Four mounting methods
- ◆ Cable management
- ◆ Multiple Control Options
 - Single momentary pushbutton
 - Low Voltage Controller (accepts 5–30v AC/DC for triggering commands)
 - Internal and external wiring options

SL-236 (CHSL236FD).....3058.95

LIFT ACCESSORIES



IR-10 Infrared Remote Control (CHIR10)

Can be used to control the SL-150 or SL-236. Must be used in conjunction with low-voltage control**188.95**

RC-10 Radio Frequency Remote Control (CHRC10)

Can be used to control the SL-150 or SL-236. Must be used in conjunction with low-voltage control**128.95**

ASP-401 Up/Down Individual Control System (CHASP401)

Allows up/down intermediate break by rocker switch. Must be used in conjunction with low-voltage control**109.00**

CMA-240 Suspended Ceiling Finishing Kit (CHCMA240)

Provides a finished look to the T-Channels in a 2' x 2' suspended ceiling installation for the SL-150.....**78.95**

SMA-600 Single Column Mounting Plate (CHSMA600)

Used for the SL-236 installation and attaches to any 1½" NPT extension column. The mounting plate allows 3" fore/aft and 3" left/right adjustments, as well as slight roll, pitch and yaw adjustments**299.00**

SMA-620 Suspended Column Ceiling Plate (CHSMA620)

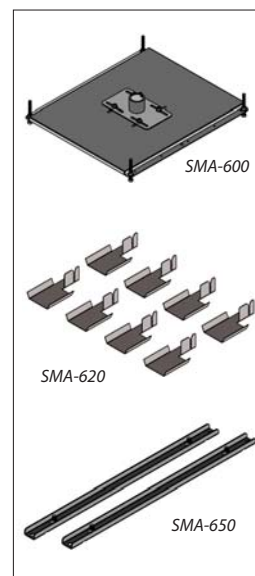
A secure way to attach the suspended ceiling T-channel in place. It allows the suspended ceiling track to be attached to the sides of the lift. Kit includes eight clips**58.95**

SMA-651 Threaded Rod Adapter for SL-236 (CHSMA651)

Designed for ease of use when installing threaded rod or cabling. Attach the U-channel adapters to the lift and attach outside holes to threaded rod. Allows easy access for bolting lift to rod. Kit includes two U-channel adapters.....**88.95**

UPB-1 Upright Projector Bracket (CHUPB1)

Allows projectors to hang in an upright position and retain the pitch and roll adjustments of the SL-150 and SL-236. The UPB-1 will accommodate projectors up to 9½ x 17¼ x 20" (HxWxD)**213.95**



For CMA Adjustable Extension Columns (see page 207).

For CMA Fixed Extension Columns (see page 207).

AERO MOUNTS / AERO ACCUSET MOUNTS

When you want to suspend your LCD or DLP projector from the ceiling, Draper's Aero Mounts and Aero Accuset Mounts are sophisticated in appearance, functional in their abilities and installer-friendly. They combine stylish appearance with unique features, such as infinite height adjustments, built-in cable management and an infinitely adjustable ball joint for instant registration of the projected image.

All Aero Mounts and Aero Accuset Mounts include the Aero Universal Projector Bracket to take the guesswork out of projector bracket selection. The bracket attaches to your projector in seconds. It's infinite adjustability enables you to quickly find and secure the projector's center of gravity, so the projector hangs level. And if you upgrade your projector, there's no need to buy a new bracket.

Aero Accuset Mounts

- ◆ The Accuset family of Aero projector mounts dramatically increase the number of installations you can address with Draper projector mounts.
- ◆ All mounts include the revolutionary Aero Universal Projector Bracket at no additional cost!
- ◆ Aero Accuset mounts offer infinite adjustment of the projector through 30° pitch, 30° roll and 360° yaw. Fixed extension and adjustable mounts provide built-in cable management.
- ◆ Five options to choose from.

Aero Accuset Component Kit (DRAACK)

Consists of a Ceiling Plate, a Bracket Adapter and a Universal Projector Bracket. You furnish a 1½" diameter NPT pipe in your required length. Pipe must be threaded on each end.....**197.50**

Aero Accuset Adjustable Mount

Consists of a Ceiling Plate, two-piece NPT pipe, Extension Adapter, Bracket Adapter and Aero Universal Projector Bracket. This mount is infinitely adjustable within its specified range. A positive stop prevents the separation of the pipe, and the Extension Adapter locks the lower pipe in its final position.

Aero Accuset Adjustable Mount				
Model	NPT Length*	Weight	B&H #	Price
232450	Flush**	12 lbs.	DRAAEMF	\$198.95
232424	6"	12 lbs.	DRAAEM6	\$206.50
232425	12"	13 lbs.	DRAAEM12	\$209.95
232426	18"	14 lbs.	DRAAEM18	\$216.50
232427	24"	15 lbs.	DRAAEM24	\$219.95
232428	36"	17 lbs.	DRAAEM36	\$224.95
232429	48"	19 lbs.	DRAAEM48	\$232.50
232430	60"	21 lbs.	DRAAEM60	\$237.50
232431	72"	24 lbs.	DRAAEM72	\$239.95
232432	84"	27 lbs.	DRAAEM84	\$244.50
232433	96"	30 lbs.	DRAAEM96	\$249.95
232434	108"	33 lbs.	DRAAEM108	\$254.50
232435	120"	36 lbs.	DRAAEM120	\$261.95

* Ceiling Plate, Bracket Adapter, and Aero Universal Projector Bracket add 8½" to the length of the pipe for overall length. Assembled tolerance ±1/4". ** Includes Ceiling Plate, Bracket Adapter, Flush Extension and Aero Universal Projector Bracket. Overall length is 10½".

Aero Accuset

Low Profile Mount (DRAPMLP)

Fixed mount for "low profile" ceiling installations. Places projector 4½" from ceiling with the Aero Universal Projector Bracket attached. Ball joint adjusts infinitely up to 30° pitch, 30° roll and 360° yaw for instant registration of projected image. For projectors less than 26 pounds**134.50**



Aero Accuset Fixed Extension Mount

Consists of Ceiling Plate, Bracket Adapter, Aero Universal Projector Bracket and one section of 1½" diameter NPT pipe, threaded and notched on both ends, available in twelve standard lengths from which to choose. Or, use Draper's 1½" long Flush Extension section of pipe that's threaded on both ends for a close to ceiling installation.

Aero Accuset Fixed Extension Mount				
Model	Column Length*	Weight	B&H #	Price
232443	6" - 8½"	15 lbs.	DRAAAEM68	\$262.95
232444	12" - 20½"	18 lbs.	DRAAAEM1220	\$266.50
232445	20½" - 37½"	22 lbs.	DRAAAEM2037	\$269.95
232446	36" - 68½"	29 lbs.	DRAAAEM3668	\$279.50
232447	48" - 92½"	35 lbs.	DRAAAEM4892	\$288.95
232448	60" - 116½"	41 lbs.	DRAAAEM60116	\$297.95
232449	72" - 140½"	46 lbs.	DRAAAEM72140	\$309.50

* Ceiling Plate, Bracket Adapter, Aero Universal Projector Bracket and Extension Adaptor add 9½" to the total extension. Assembled tolerance ±1/4".

AERO MOUNTS / AERO ACCUSET MOUNTS

Build Your Own Aero Accuset Kit

Order just the pieces you need for your job requirements. Choose from Ceiling Plate, Bracket Adapter, Extension Adapter, Aero Universal Projector Bracket, fixed length 1½" NPT fixed pipe section (may be cut to fit at the job site and threaded on each end), and adjustable pipe sections in seven available ranges.

Aero Universal Projector Bracket (DRABUP): This bracket fits the majority of LCD/DLP projectors designed for inverted mounting, with threaded mounting holes, weighing 26 lbs. or less. Standard with the Aero and Aero Accuset Mounts, it is furnished with four long and four short horizontal bracket arms and four threaded vertical spacers. Mix and match bracket arms as needed to fit your projector**\$84.95**

Bracket Adapter (DRAABA): Attaches the Aero Universal Projector Bracket to a 1.5" Accuset column. Allows for cable management. 5½" in height**\$87.95**

Ceiling Plate for 1½" (DRAACP1.5): 8 x 6 x 1.5" (WLH) plate attaches to building structure or can be suspended with threaded rod. Offset design allows cables to exit through top of ceiling plate**\$37.95**

Ceiling Plate for 2" (DRAACP2): 8 x 6 x 2" (WLH) plate**\$41.95**

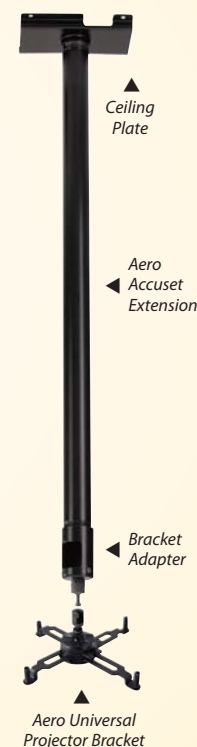
Aero Accuset Extension Adapter (DRAAEA): Connects 1.5 and 2" NPT pipe together providing infinite telescoping adjustment. Included threaded ring acts as a positive stop for the 1.5" NPT pipe section. This adapter comes standard with Aero Accuset Adjustable Mounts and Columns**\$54.95**

Aero Accuset Extension: Fixed length NPT pipe 1½" diameter, threaded and notched on both ends. See chart.

Aero Accuset Adjustable Column with Ceiling Plate: Consists of Ceiling Plate, Extension Adapter, and two-piece NPT pipe (2" diameter upper section and 1.5" diameter lower section). See chart.



Aero Universal Projector Bracket



Ceiling Plate

Aero Accuset Extension

Bracket Adapter

Aero Universal Projector Bracket

Aero Accuset Extensions

Model	NPT Length	B&H #	Price
232405	Flush	DRAAEPF	\$7.95
232406	6"	DRAAEP6	\$15.95
232407	12"	DRAAEP12	\$26.95
232408	18"	DRAAEP18	\$29.95
232409	24"	DRAAEP24	\$33.95
232410	36"	DRAAEP36	\$44.95
232411	48"	DRAAEP48	\$39.50
232412	60"	DRAAEP60	\$44.50
232413	72"	DRAAEP72	\$48.50
232414	84"	DRAAEP84	\$49.95
232415	96"	DRAAEP96	\$69.95
232416	108"	DRAAEP108	\$79.95
232417	120"	DRAAEP120	\$84.50

Aero Accuset Adjustable Columns

Model	NPT Length*	B&H #	Price
232436	6" - 8½"	DRAAEC68	\$104.95
232437	12" - 20½"	DRAAEC1220	\$109.95
232438	20½" - 37½"	DRAAEC2037	\$118.95
232439	36" - 68½"	DRAAEC3668	\$132.50
232440	48" - 92½"	DRAAEC4892	\$139.95
232441	60" - 116½"	DRAAEC60116	\$154.50
232442	72" - 140½"	DRAAEC72140	\$167.95

* Ceiling Plate and Extension Adapter add 1½" to the total range.

Optional Accessories


Aero Accuset Angled Ceiling Plate (DRAACPA)

Attaches to vaulted or angled ceilings and adjusts from 0 to 25°, allowing the projector to remain level. 8 x 6 x 2" (WLH). It must be used with a Aero Accuset ceiling plate.....**\$35.95**

Aero Accuset

Suspended-Ceiling Panel (DRAACPS1.5)

Steel panel suspends from structure to fit within 2' x 2' ceiling grid. 23¾" x 23¾" white panel provides 10" of overall lateral adjustment for precise projector placement. 1½" and 2" Aero Accuset column or NPT pipe will attach directly to threaded panel opening**\$116.50**



Aero Accuset Angled Ceiling Plate

Security Lock Kit

Escutcheon Ring

Suspended Ceiling Panel

Security Lock Kit (232076)

While no system can guarantee complete security, the Security Lock Kit is an excellent deterrent. Designed to keep your projector safe and secure when mounted to an Aero or Aero Accuset. The kit includes 6' cable, key lock, flexible adhesive pad and microslot lock**Call**

Escutcheon Ring (DRERAP1.5)

Chrome ring trims the ceiling hole around your mount. For 1½" NPT pipe.....**\$16.95**

Escutcheon Ring (DRERAP2)

Same as above, for 2" NPT pipe**\$16.95**

AERO MOUNTS / AERO ACCUSET MOUNTS

Aero Mounts

Draper Aero Mount complement the latest generation of LCD and DLP projectors. But more than a shapely column, they have innovative features that simplify installation procedures.

Aero Adjustable Mounts

- ◆ Adjustable steel ceiling mounting plate has slotted screw holes for fine adjustments
- ◆ One screw adjusts column pitch $\pm 30^\circ$. Adapts to cathedral ceilings without special fixtures
- ◆ Telescoping extruded aluminum column in your choice of five different sizes, 11 $\frac{3}{4}$ " the shortest and 51 $\frac{1}{4}$ " the longest. Black powder finish.
- ◆ Inner column is infinitely adjustable within the specified range. Loosen one concealed setscrew, lower to the exact extension you need and tighten the screw. Inner column has a mechanical safety stop to prevent it from disengaging from outer column.
- ◆ Races for cable management are concealed by "peel off" black moldings. Conveniently located on sides of the column. Hide almost any combination of cables without threading them through a column. Put cables into races after making connections to projector.
- ◆ Orient your projector quickly with the steel ball-in-socket located at tip of inner column. Provides instant registration of the projected image and adjusts through 30° pitch, 30° roll and 360° rotation. Locks with a turn of two set screws.



Aero Fixed Adjustable Mounts

Aero Model 4-N (DRAPM4N)

A fixed extension mount that places the top of the projector only 6 $\frac{1}{2}$ " from the ceiling (may vary slightly according to choice of projector). The steel ceiling mounting plate has slotted screw holes for fine adjustments. A ball joint at the tip of the column adjusts infinitely to 30° pitch, 30° roll and 360° yaw. For projectors weighing less than 26 pounds. Includes the Aero Universal Projector Bracket **182.50**



Aero Low Profile Mount (DRAPMLP)

Fixed mount for "low profile" ceiling installations. Places top of projector only 4 $\frac{1}{2}$ " from ceiling (may vary slightly according to choice of projector). Ball joint adjusts infinitely up to 30° pitch, 30° roll and 360° yaw. For projectors weighing less than 26 pounds. Includes the Aero Universal Projector Bracket **134.50**



Aero Projector Shelf (DRAPS)

For projectors that were not designed for inverted mounting. The Projector Shelf holds projectors up to 11.75 x 14.75 x 7.75" that weigh 26 lbs. or less. Attaches to any Aero or Aero Accuset mount **199.95**

AERO MOUNTS FUNCTION AND FORM



A. Adjustable steel ceiling mounting plate with slotted screw holes.



B. Adjusts the column pitch $\pm 30^\circ$ with just one screw. The column rotates a full 360° at the ceiling mount plate.



C. Black molding located on each side of the column hides all the cables without threading them through the column.



D. Steel ball-in-socket located at the tip of the inner column.

Aero Adjustable Mounts

Model	Min. Height	Max. Height	B&H #	Price
1214-N	13 $\frac{3}{8}$ "	15 $\frac{3}{8}$ "	DRAPM1214N	\$257.50
2030-N	21 $\frac{1}{4}$ "	31 $\frac{1}{8}$ "	DRAPM2030NS	\$224.50
2636-N	27 $\frac{1}{4}$ "	37 $\frac{1}{4}$ "	DRAPM2636NS	\$238.95
3444-N	35 $\frac{1}{2}$ "	45"	DRAPM3444NS	\$244.95
4252-N	43"	52 $\frac{1}{4}$ "	DRAPM4252NS	\$252.95

PROJECTOR LIFTS

REVELATION



The Revelation is totally different from other projector lifts and mounts. It permanently conceals the projector and its noise above the ceiling at all times. You won't see or hear the projector—not before, during or after the show. You'll only see a hinged door in the ceiling, finished in white powdercoat. Available in two models, Revelation requires only 13 $\frac{1}{2}$ " of space above the ceiling, and can be installed to match a 2' x 2' ceiling grid spacing, or used with reveal-style grid ceilings.

The Revelation's highly reflective dual first surface mirror system delivers a perfect picture to your screen at the touch of a switch or wireless controller. Combine the Revelation with a ceiling-recessed projection screen and take your projection showmanship to a new level. The Revelation is compatible with a wide variety of LCD/DLP projectors.

REVELATION LIFTS	Model A	Model B
Overall Unit Size (HWL)	2" x 38 $\frac{1}{4}$ " x 34"	2" x 38 $\frac{1}{4}$ " x 44"
Required Space Above Ceiling*	13 $\frac{1}{2}$ " x 38 $\frac{1}{4}$ " x 34"	18" x 38 $\frac{1}{4}$ " x 44"
Clearance Below Ceiling	approx. 17"	approx. 17"
Rough Ceiling Opening	24 $\frac{1}{2}$ " x 24 $\frac{1}{2}$ "	24 $\frac{1}{2}$ " x 24 $\frac{1}{2}$ "
Capacity	100 lbs.	100 lbs.
Door's Downward Travel Distance	approx. 17"	approx. 17"
Travel Time	9 sec.	9 sec.
Net Weight	85 lbs.	90 lbs.

*13 $\frac{1}{2}$ " is overall height of Revelation with plenum housing. (13" without plenum).

Model A (300027)
With Plenum**2969.95**

Model A (300025)
Without Plenum**2117.50**

Model A (300014)
Plenum housing only.....**977.50**

Model B (300023)
With Plenum.....**2969.95**

Model B (300019)
Without Plenum.....**2117.50**

Model BB (300021)
Plenum housing only.....**977.50**

Revelation Shield (300011)
Reduces projector noise and prevents cigarette smoke, grease or other harmful substances from reaching the projector**Call**

Hinged Ceiling Access Door (DRCADMFF)
When access to the projector from above the ceiling is not convenient.....**197.95**

LCD LIFT

The LCD Lift is compact, lightweight and accommodates most LCD/DLP projectors. The standard bomb bay doors open into the room. The plenum housing is aluminum, with closure doors finished in white. It contains an internal switched duplex receptacle, 115v AC, which is powered when the unit is fully down. The LCD Lift contains an innovative current sensor that delays the closing of the unit until the projector fan has shut off. Lifting capacity is 65 lbs.

Model A (300031)
11 $\frac{1}{2}$ " of internal travel. It places the lift at the ceiling line, and measures 17 $\frac{3}{4}$ " x 24" x 24". It accepts a projector up to 11" x 18" x 18"**2089.95**

Model B (300051)
16 $\frac{1}{2}$ " of internal travel. It places the lift at the ceiling line, and measures 22 $\frac{3}{4}$ " x 29" x 29". It accepts a projector up to 6" x 23" x 23"**2254.95**



LCD Lift shown with standard bomb bay closure.

AERO LIFT 25, 50, 150

The AeroLift keeps footprints and height to a minimum. The smallest (AeroLift 25), actually installs easily between standard 2" thick ceiling joists on 16" centers. Three models offer weight capacities of 25, 50 or 150 lbs. The AeroLift is powered by a motor-in-roller design and features a stabilizing arm which can also be used for cable management. Built-in adjustability allows you to deal with job site conditions quickly and easily, like slightly out of square or irregularly spaced joists. All components can be serviced from below. The projector can be mounted flush to the bottom pan, or with the optional Aero Low Profile Mount (shown).



AeroLift 25 (300220)
20" vertical travel distance. 25 lb. lifting capacity**1539.95**

AeroLift 50 (300225)
32" vertical travel distance. 50 lb. lifting capacity**1979.95**

AeroLift 150 (300227)
36" vertical travel distance. 150 lb. lifting capacity**2474.95**

PROJECTOR LIFTS

MICRO PROJECTOR LIFT



Designed for today's smaller projectors

The Micro Projector Lift is small and convenient, just like the projectors it is designed to accommodate. Weighing only 35 pounds, it can be installed in an existing 2' x 2' ceiling opening without disturbing the ceiling framework.

Micro Projector Lift	MPL
Height of Lift in Closed Position	5"
Overall Lift Dimensions (WxL)	21" x 20 3/4"
Ceiling Opening	23 1/2" x 23 1/2"
Max. Projector Size (WxL)	20" x 20"
Max. Down Travel	4'
Capacity	35 lbs.
Travel Time to Lowest Position	27 seconds
B&H Number, Price	DRMPL '2128.50

All components can be serviced from below the unit. The projector's "show" position can be set at any point with infinite adjustability, up to 48" extension.

The Micro Projector Lift utilizes the same exclusive 3-scissor

design as Draper's popular Scissor Lift, but features a compact sidefolding scissor. The load is lifted by two 1" wide Kevlar straps. Safety belt provides extra protection.

Closed height of lifting unit is only 5" tall (not including projector, mounting mechanism or closure), so a minimal amount of overhead ceiling space is required.

MICRO PROJECTOR ACCESSORIES

Ceiling Closure Panel

(DRCCPMPL): Universal steel ceiling closure with a white baked enamel finish can also accept ceiling tile**389.95**

Plenum Housing (DRPRH):

Includes ceiling trim ring. Does not include ceiling closure panel**735.95**

Ceiling Finish Trim Kit

(DRCFTKMPL): Consists of ceiling closure panel and mating trim ring.....**626.95**

Ceiling Access Door (DRCAD):

Provides access above a finished ceiling for maintenance..**359.95**

Metal Finished Ceiling

Access Door (DRCADMF) ..**197.95**

SL / SLX SCISSOR LIFT

The Scissor Lift retracts your projector to ceiling level or above, then lowers it to the projection and service positions you require. Factory set "store", "show" and "service" positions may be specified to your specifications, or easily adjusted after installation.

Scissors on the left, right and back sides of the unit stabilize the projector from any sway both laterally and front-to-back.

SL Series lifts are 23" wide and 23 1/2" deep.

SLX Series lifts are 27" wide and 29 1/2" deep.

Projectors can be bolted directly to the lift's bottom pan, or mounted with the optional Aero Low Profile Mount. The movement of the pan is driven by a gearmotor with a powerful, reliable metal chain drive system. Each lift is equipped with a fail safe inertial safety belt system, and a Cable Management System that includes a pre-wired power cable on the back scissor, bringing 110v current right to your projector.

Operation is 115v; switching is 12v. Lifting capacity is 350 lbs.



SL and SLX SCISSOR LIFTS

Model	Max. Down Travel	Retracted Height*	Approx. Travel Time	B&H Number	Price
SL4	4'	8 1/4"	36 sec.	DRSL4	3039.95
SL5	5'	9 1/4"	45 sec.	DRSL5	3178.95
SL6	6'	10 1/4"	54 sec.	DRSL6	3332.95
SL7	7'	11 1/4"	63 sec.	DRSL7	3486.95
SL8	8'	12 1/4"	72 sec.	DRSL8	3639.95
SL9	9'	13 1/4"	81 sec.	DRSL9	3789.50
SL10	10'	14 1/4"	90 sec.	DRSL10	3932.50
SLX11	11'	13 3/4"	99 sec.	DRSLX11	4409.95
SLX12	12'	15 3/4"	108 sec.	DRSLX12	4579.95
SLX13	13'	15 3/4"	117 sec.	DRSLX13	4696.95
SLX14	14'	16 3/4"	125 sec.	DRSLX14	4867.50
SLX15	15'	16 3/4"	134 sec.	DRSLX15	5279.95
SLX16	16'	18 3/4"	143 sec.	DRSLX16	5576.95
SLX17	17'	18 3/4"	152 sec.	DRSLX17	5834.95

*Not including projector, plenum housing or ceiling closure.

Optional Ceiling Closure Panels for SL and SLX Series

Universal steel ceiling closure, with a recess to accept a ceiling tile, or with a smooth surface finished in white. Six sizes available.

PROJECTOR MOUNTS

LSPM: Universal Small Project Mount (LULSPM)

The LSPM Universal Projector Mount offers the latest design in safety, flexibility, and value for many of today's popular LCD projectors. The unique 8-point clamping mechanism allows expensive projectors to be safely and securely installed using a 360° system of support. The LSPM can be used as a flush mount or can be extended 18-30" from the ceiling by using a telescoping ceiling mast (included).

The LSPM rotates 360°, and holds most 10 - 21" wide LCD projectors. It has a 0-10° adjustable tilt, opens from 7" to 14" (left to right) and from 3" to 5.75" (top to bottom). An 8-point clamping mechanism adjust from 6.5 - 10" (front to back). The mast telescopes 18-30" from ceiling. An integrated flush mount plate is included. The LSPM's load capacity is 75 lbs., and it weighs 15 lbs. Black power coat paint finish.....**CALL**

LLPMS: Universal Projector Mount (LULLPMS)

The LLPMS rotates 360° with an adjustable 0-20° tilt upwards and downwards. Cable management mast, telescopes 11½-36" from the ceiling. Unit comes complete with extension brackets and stackable spacers to compensated for the curvature of most projectors. Mounting plate included. Load capacity is 35 lbs. Weighs 15 lbs. Black power coat paint finish**73.50**

LXPBL: Universal Projector Mount (LULXPBL)

The LXPBL rotates 360° with an adjustable 0-20° upward and downward tilt and is an easy installation with a low-profile and cable channel enclosure. Weighs 10 lbs.....**119.95**

LXAPL: Adapter Kit for Mounts (LULXAPL)

Adapter kit for the LXPBL allowing for adjustable extension lengths from 26"-47" continuing the channel enclosure for holding the cables while providing that clean look. Weighs 9 lbs.....**69.95**

LXSCS: Security System (LULXSCS)

Dual-Cable security system providing safety and security. Protecting the mounting points on the chassis and the two installation mounting points of wall or ceiling. Weighs 2 lbs**47.50**

LVDH: VHS/DVD Wall Mount Bracket (LULVDH)

Wall mount brackets for VHS/DVD recorders, CD players, digital cable and HD receivers. For your convenience, brackets are stackable to create a tower effect. The mounting ring tray extends 12" from the wall and has a load capacity of 25 lbs. Weighs 5 lbs. Black glossy powder coat finish.....**CALL**



CEILING MOUNTS

Total Installation Solutions

Demand for installed projectors in business, houses of worship, entertainment, as well as education and government facilities continues to rise. Peerless has projector mounting solutions to meet the unique physical environments each market presents, from suspended ceilings in classrooms to structural ceilings in houses of worship. Peerless offers three levels of security to prevent the loss of projectors. All projector mounts include the exclusive Armor Lock security. Armor Lock Plus, which adds security cabling, and Armor Lock-Box, a steel enclosure that surrounds the projector, are additional options for increased theft-resistance.



PEPRS-UNV-S

PRS SERIES

PRS Projector Mount

The PRS Series Projector Mount is the most low profile mount available today and offers the easiest installation. It ships completely pre-assembled and offers unmatched versatility. It can be



mounted to any common ceiling structure, and is available in multiple colors to complement any setting. It was specifically designed to save time and money when mounting projectors.

- ◆ Ships completely pre-assembled to save you time
- ◆ Quick-release for easy projector removal and maintenance with the simple turn of a knob
- ◆ Pitch: +5°/-20°, Roll: ± 10°, Yaw: 360° when attached to an extension column (30° swivel when flush mounted)
- ◆ Easy cord management via access opening
- ◆ Comes with hardware for installation to wood joist or concrete
- ◆ Armor Lock security screws pre-installed for a secure installation in minutes
- ◆ Easily and quickly attaches to the Spider Universal Adapter plate, model-specific adapter plates or universal clamp-style adapter plates
- ◆ Maximum load capacity of 25 lbs. It weighs 1.4 lbs.

PRS Projector Mount

Available in Black (PEPRS1B), silver (PEPRS1S) and white (PEPRS1S). Requires adapter plate **143.95**

PRS Series Adjustable Height Projector Ceiling Mount Kits

The PRS Series adjustable height ceiling kits provide an all in one solution for quick and easy installations where variable drop length is needed. The kitted ceiling mount is available in three adjustable sizes to accommodate various desired drop lengths. It can be mounted to any common ceiling structure, and can be flush mounted where a low profile application is needed. The PRS adjustable height kits are specifically designed to save time and money when mounting projectors.

- ◆ Comes in three adjustable height ranges (in 1" increments): 8"-11", 14"-20", and 20"-26"
- ◆ Can also be flush mounted to position the projector close to the ceiling
- ◆ +5°/-20° Pitch, ±10° Roll, 360° Yaw (when attached to an extension column); +/-15° Yaw (when flush mounted)
- ◆ Independent roll, pitch, and yaw adjustments provide easy image alignment
- ◆ Ceiling plate included
- ◆ Hardware included for wood or concrete installations
- ◆ Built in cord management access hole provides complete access to route cords through extension column to keep cords hidden
- ◆ Quickly release the projector for maintenance by a simple turn of a knob



PRS-KIT0811 (PEPRSKIT0811)

Height-adjustable from 8"-11" in 1" increments, this mount has a maximum load capacity of 25 lbs. It weighs 4.75 lbs. Black **189.95**

PRS-KIT1420 (PEPRSKIT1420)

Height-adjustable from 14"-20" in 1" increments, this mount has a maximum load capacity of 25 lbs. It weighs 6.75 lbs. Black **204.95**

PRS-KIT2026 (PEPRSKIT2026)

Height-adjustable from 20"-26" in 1" increments, this mount has a maximum load capacity of 25 lbs. It weighs 8.75 lbs. Black **209.95**

CEILING MOUNTS

Vector Pro II

The Vector Pro II, with its included extension column connector, incorporates internal cord management paths that keep unsightly cords concealed from view. It features a ceiling plate, ball and socket design, multidirectional positioning (roll, pitch, and yaw) for proper image alignment and Armor Lock security at every connection point. It is perfect for classrooms, hotels, boardrooms, bars or anywhere a projector needs to be mounted. It can be wall mounted, flush mounted, mounted using a 1½" diameter extension column, 3/4" extension columns, or a ½" thread rod.



- ◆ Roll: 30° (±15°), Pitch: 30° (±15°), Yaw: 360° - all with positive lock at any degree
- ◆ Theft-resistant Armor Lock security for complete, integrated security from projector to ceiling
- ◆ Two thumb screws allow for easy projector removal
- ◆ A 1½" cord access hole offers a clean appearance
- ◆ Ships fully assembled and attaches to projector adapter plate with a partial rotation and engages into place with spring loaded screw
- ◆ Maximum load capacity of 50 lbs. Weighs 2 lbs.

PJF2-1 Vector Pro II

Available in Black (PEPJF21B) and silver (PEPJF21S). Requires model-specific adapter plate.....**84.95**

Projector Wall Mount

Offering the same adjustability as ceiling mounts, the Projector Wall Mount maintains a sleek, low-profile design. It is designed with security, functionality, aesthetics, and ease of installation in mind. The Projector Wall Mount ships standard with Armor Lock security as well as the ability to quickly remove the projector from the mount.



PWA-14 Projector Wall Mount:

Available in Black (PEPWA14), Silver (PEPWA14S) and White (PEPWA14W) colors**54.95**

Universal Projector Mounts for PRS Series and Vector Pro II

Universal projector mounts are offered in two designs: a clamp-style bracket that wraps around the projector, and the Spider, which is a flat plate that matches the mounting holes on the projector. Both designs are offered with Vector Pro II or PRS Series Projector mounts.

The clamp-style design is width and height adjustable and is available in three sizes. The Spider plate is a breakthrough in design that can match virtually every projector on the market. It offers unmatched versatility and includes four adjustable legs to properly align with the projector's mounting holes. Both designs allow for proper projector ventilation and ship standard with Armor Lock security.



Spider Universal

PRS-UNV

PRS projector mount kitted with Spider Universal Adapter plate. Available in Black (PEPRSUNVB), Silver (PEPRSUNVS) and White (PEPRSUNVW) colors. It weighs 3.5 lbs.....**169.95**

PJF2-UNV (PEPJF2UNV)

Vector Pro II mount kitted with the Spider Universal Adapter plate. Available in black. It weighs 4 lbs**89.00**

Clamp-Style Universal

PRS35: PRS mount kitted with a small Clamp Style plate. Available in Black (PEPRS35B), silver (PEPRS35S) or white (PEPRS35W). **214.95**

PRS40: PRS mount kitted with medium Clamp Style plate. Available in Black (PEPRS40B), silver (PEPRS40S) or white (PEPRS40W). **214.95**

PRS45: PRS mount kitted with large Clamp Style plate. Available in Black (PEPRS45B), silver (PEPRS45S) or white (PEPRS45W). **214.95**

PJF2-35 (PEPJF235): Vector Pro II mount kitted with a small Clamp Style plate. Available in black...**189.95**

PJF2-40 (PEPJF240): Vector Pro II mount kitted with a medium Clamp Style plate. Black color**189.95**

PJF2-45 (PEPJF245): Vector Pro II mount kitted with a large Clamp Style plate. Black color**189.95**

Clamp-Style Universal					
Series	Model	Available Colors	Projector Width	Projector Height	Weight
PRS	PRS35	■ □	7.5"-11.5"	2"-3.75"	8 lbs.
PRS	PRS40	■ □	8.5"-14.75"	3.25"-5.5"	9 lbs.
PRS	PRS45	■ □	10.75"-18.75"	5.5"-10"	10 lbs.
Vector Pro II	PJF2-35	■	7.5"-11.5"	2"-3.75"	7 lbs.
Vector Pro II	PJF2-40	■	8.5"-14.75"	3.25"-5.5"	6.8 lbs.
Vector Pro II	PJF2-45	■	10.75"-18.75"	5.5"-10"	8.1 lbs.

PROJECTOR MOUNTS

PEERLESS

PROJECTOR MOUNT ACCESSORIES


Armor Lock

When it comes to protecting valuable projectors, Peerless has you covered. Armor Lock security delivers complete protection from the extension column to the projector using security fasteners at all connection points. Armor Lock security comes standard on all Peerless projector mounts including.

- ◆ Metal-in-metal connection points
- ◆ Integrated washer head security screw secures the connection between the Vector Pro II and the adapter plate
- ◆ Security fasteners at all connection points including the extension column
- ◆ Fortified core with steel bolt and aluminum ball (Vector Pro II)

Armor Lock Plus Security Cable (PEACC021)

A cabling security option that can be used with any projector. It ships with a 1/4" diameter cable, security screws, security allen wrench, permanent high-strength adhesive, and an attachment plate for easy connection to either the Vector Pro II, PRS Series, or Armor Lock-Box. It can be attached using either a security screw or the adhesive.....



41.95



Armor Lock Plus Security Cable with Kensington Lock (PEACC020)

For any projector with a Kensington slot built into the chassis. It ships with a 3/16" cable, a Kensington Lock, security screws, security allen wrench, and an attachment plate for easy connection to either the Vector Pro II, PRS Series, or Armor Lock-Box. Two keys are provided for convenience.....

77.95

Armor Lock-Box

The ultimate in projector security, with an enclosure that features a ball and socket design for multi-directional positioning (roll, pitch, and yaw). It is ideal for schools or other public areas where theft is a concern. It features a keylock with a controlled key that requires registration, an additional lockdown point for an optional padlock or combination lock, fine-tuning adjustment abilities. It is designed to attach to a 1 1/2" diameter extension column or 1/2" threaded rod. Black.



- ◆ Roll: 60° (+ 30°), Yaw: 360°
- ◆ Armor Lock security at extension column/threaded rod attachment point and all Peerless ceiling plates
- ◆ Projector tray designed for easy removal while maintaining set mount position
- ◆ Ships fully assembled
- ◆ A mount is integrated into enclosure - no additional mount is required.
- ◆ Multiple holes for simple cord management and proper ventilation
- ◆ Fine-tuning adjustment capabilities for accurate and easy image alignment

Armor Lock Box	Projector Width Range	Projector Max. Height Range	Projector Depth Range	B&H Number	Price
ALB-SM1	6.7-11"	4"	5.6-12"	PEALBSM1	472.95
ALB-MD1	6.7-14.25"	7"	5.6-14"	PEALBMD1	498.95



Internal Joist Mount (PEACC120)

Attaches between two wood joists 16" or 20" on center. Attachment point may be positioned at any point within 3" of either joist. Supports up to 300 lbs. Black.....

76.95

Unistrut Adapter (PEACC550)

Designed for use with 1 1/8" x 1 1/8" 12-gauge Unistrut. Supports up to 250 lbs. Black.....

29.95

Truss Ceiling Adapter (PEACC557)

Attaches to a square, round, rectangular, or I-Beam truss up to 3" in outside diameter. Maximum load is 1200 lbs. Black.....

41.95

I-Beam Clamp (PEACC558)

Clamps onto 4" - 8" I-Beam. Black. Maximum load is 250 lbs.....

79.95

I-Beam Clamp (PEACC559)

Clamps onto 7"-12" I-Beam. Black. Maximum load is 250 lbs.....

83.95

Round Ceiling Plate

Designed for finished or structural ceilings (wood or concrete), this plate features a cord management access hole. Maximum load is 150 lbs. Available in Black (PEACC570), Silver (PEACC570S) and White (PEACC570W).....

24.95

Round Ceiling Plate (PEACC571)

To flush mount a Vector Pro II or Armor Lock-Box (includes EXT 002 Flush Mount Tube) directly to concrete or wood ceilings; or to concrete with fasteners (not included). Features a cord management access hole. Maximum load is 150 lbs. Black.....

31.95

PROJECTOR MOUNT ACCESSORIES

Anti-Vibration Ceiling Plate (PEACC840)

Reduce unwanted vibrations that may cause internal damage to the equipment or that will cause the screen image to vibrate. It supports a maximum load of 60 lbs. It features two cord management access holes. Designed for a wood structural ceiling. Black**77.95**

Anti-Vibration Ceiling Plate (PEACC845)

Reduce unwanted vibrations that may cause internal damage to the equipment. It features two cord management access holes, and supports a maximum load of 60 lbs. It is designed for a Unistrut ceiling (1 $\frac{1}{8}$ x 1 $\frac{1}{8}$ " 12-gauge Unistrut). Black.....**89.95**

Lightweight

Cathedral Ceiling Plate (PEACC912)

Compact, lightweight, and easy to install, it offers 120° of adjustment (\pm 60°) and includes a security slot for theft resistance. Maximum load is 75 lbs. Black finish**38.95**

Unistrut and Structural

Ceiling Plate (PECMJ300)

A 4 x 4" plate for either a Unistrut ceiling (1 $\frac{1}{8}$ x 1 $\frac{1}{8}$ " 12-gauge Unistrut) or a solid structural ceiling (mounting hardware not included). Maximum load is 250 lb. Black finish**24.95**

Unistrut and Structural

Ceiling Plate (PECMJ310)

An 8 x 8" plate for either a Unistrut ceiling (1 $\frac{1}{8}$ x 1 $\frac{1}{8}$ " 12-gauge Unistrut) or a solid structural ceiling (mounting hardware not included). 250 lb. maximum load. Black.....**29.95**

Finished or Structural

Ceiling Plate

Mounts to two wood joists 16" on center. It can also be mounted direct to concrete (fasteners not included). 300 lb. capacity. Available in Black (PECMJ470) and White (PECMJ470W).....**31.00**


Finished or Structural

Ceiling Plate

Same as above, but mounts to two wood joists 20" on center. Available in Black (PECMJ480) and White (PECMJ480W)**38.95**

Finished or Structural Ceiling Plate

Same as above, but mounts to two wood joists 24" on center. Available in Black (PECMJ490) and White (PECMJ490W)**46.95**



Lightweight Suspended Ceiling Kit

for Vector Pro II and PRS Mounts (PECMJ455)

Has five different projector mount attachment points. May either replace a 2' x 2' false ceiling tile or mount above an existing 2' x 2' or 4' x 4' ceiling tile. Includes tie wire supports, flush mount tube, and offers two knockout panels for outlet boxes. Weighs 14.6 lbs., maximum load is 50 lbs. White**97.95**

Accessory Pack for Lightweight

Suspended Ceiling Kit (PEACC455)

This pack includes 4 hanger brackets and 4 hanger clamps for additional stability**26.95**

Variable Position Suspended Ceiling Kit

for Armor Lock-Box & Heavyweight

Universal Mount (PECMJ453)

Has five different attachment points. Higher load capacity for use with Heavyweight Universal projector mount and Armor Lock-Box mount. Includes tie wire supports, flush mount tube, and offers two knockout panels for outlet boxes. Weighs 21 lbs., maximum load is 250 lbs. White**152.95**

Escutcheon Ring (PEACC640)

Chrome ring visually enhances suspended ceiling installations by covering the hole where the extension column passes through the ceiling tile. The ring is hinged to open, wrap around extension column and snap into place to cover hole in the ceiling tile. (Ring is not needed with CMJ 453 Variable Position Suspended Ceiling Kit)**12.95**

Lightweight Adjustable

Suspended Ceiling Kit (PECMJ500)

Mounts above 2' x 4' or 2' x 2' false ceiling tile to offer unlimited adjustment for projector placement. The kit includes tie wire supports, a flush mount tube, and offers two knockout panels for outlet boxes. Maximum load is 60 lbs. White finish.....**119.95**

Extension Column Stabilizer Kit (PEACC050)

Can be used to reduce unwanted swaying that may occur with extension columns over 21" in length. Includes a hose clamp, two stabilizer column supports and hardware for mounting to wood joists. Black finish..... **53.95**

Threaded Rod (PEACC820)

For use with Vector Pro II and Armor Lock-Box. Includes four 3' pieces of 1/2" threaded rod. Black finish**18.95**

PROJECTOR MOUNT ACCESSORIES




Projector Enclosure

Lock in the highest level of security with the PE1120. Solid 1/2" diameter steel bars provide protection from theft or accidental damage. Installation is a snap – just snap the two halves of the steel frame together and hook the enclosure body to the frame. It's so easy that you can attach it to existing projector installations without having to remove the projector mount or disturbing the image alignment settings. It's the toughest security available with a user-friendly design.

- ◆ Adjustable bar position to accommodate projector lense placement
- ◆ Patented security fasteners and security wrench only offered by Peerless
- ◆ Padlock ready
- ◆ 3-step installation, great for retrofit applications
- ◆ 11" tall, 20" wide, 20" deep enclosure. It's shipping weight is 39.5 lbs.
- ◆ Adjustable pipe clamp fits 1" to 1½" pipe
- ◆ Mounts flush to ceiling, or drop mounted from extension pipe

Projector Enclosure: Available in black (PE1120) or white (PE1120W) finish.....**CALL**



CORD MANAGEMENT

Cord Wrap

Consist of four 2' sections. Designed to externally route cords along the outside of an extension column. Sections can be stacked to create longer lengths or cut to desired length. Available in Black (PEACC852), White (PEACC852W) or Silver (PEACC852S)**34.95**

Cord Wrap

Consist of four 6' sections. Designed to externally route cords along the outside of an extension column. Sections can be stacked to create longer lengths or cut to desired length. Available in Black (PEACC856) or White (PEACC856W)**89.95**

Extension Column Connector with Cord Management

Designed to route cords internally through an extension column, this connector features a 1½" cord management access hole. It utilizes Armor Lock security screws at all connection points. Available in Black (PEACC850) and Silver (PEACC850S)**27.95**

Cord Management Adapter (PEACC800)

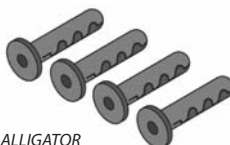
For use with Vector Pro II and Armor Lock-Box only. Designed to route cords internally through an extension column. It threads in-between the projector mount and the extension column. The adapter features a 1½" cord management access hole. Can also be used between the extension column and ceiling plate (Armor Lock-Box models). It utilizes Armor Lock security screws at all connection points. Black.....**29.95**



Side-to-Side Adjuster



Threaded Rod Adapter



ALLIGATOR Concrete Anchors

Side-to-Side Adjuster (PEACC830)

For use with Vector Pro II, PRS Series and Armor Lock-Box. Provides 4" of radial adjustment side to side. Can also be used in conjunction with cord management adapters and Projector Wall Arm. Includes EXT 002 Flush Mount Tube. Black.....**38.95**

Threaded Rod Adapter (PEACC810)

For use with Vector Pro II, PRS Series and Armor Lock-Box. Threads directly into projector mounts (or extension column connector) and accepts 1/2" threaded rod. Secured with Armor Lock security screws. Black.....**25.95**

ALLIGATOR Concrete Anchors

Used for attachment to concrete, concrete block, or brick. These anchors are used in conjunction with wood screws, which are supplied with the projector mount and/or ceiling plate. The anchor expands in length and binds to the contours of the hole and the screw.

Package of 3 ALLIGATOR Concrete Anchors (PEACC203)**5.95**

Package of 4 ALLIGATOR Concrete Anchors (PEACC204)**5.95**

Package of 50 ALLIGATOR Concrete Anchors (PEACC250)**48.00**

PROJECTOR MOUNT ACCESSORIES

Adjustable Extension Columns

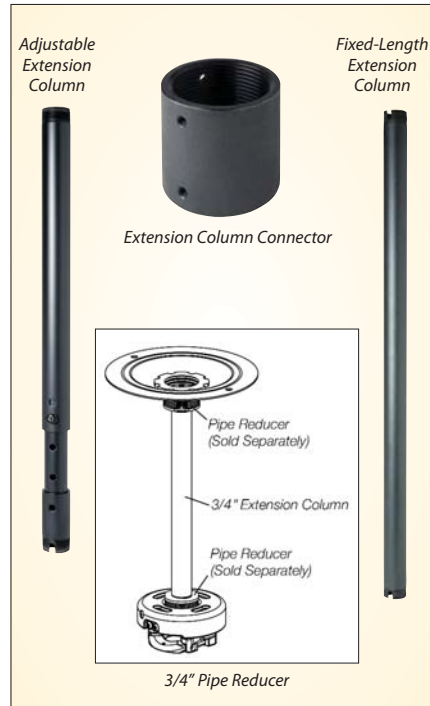
Height adjustment at 1" increments. Black.

Model	Drop Length	Weights	Price
ADJ006009	8-11"	2.8 lbs	54.95
ADJ012018	14-20"	4.8 lbs	103.95
ADJ018024	20-26"	7 lbs	104.95
ADJ0203	26-38"	9.1 lbs	124.95
ADJ0305	38-62"	14 lbs	119.95
ADJ0406	50-74"	16.6 lbs	124.95
ADJ0507	62-86"	22 lbs	143.95
ADJ0608	74-98"	23 lbs	143.95
ADJ0709	86-110"	25 lbs	143.95
ADJ0810	98-122"	27.6 lbs	184.95
ADJ0911	110-134"	31.2 lbs	184.95
ADJ1012	122-146"	34 lbs	203.95

Fixed Length 3/4" Extension Columns

Compact, lightweight, theft-resistant design. Must be used with a pipe reducer to attach to standard Peerless ceiling plates and projector mounts (requires two ACC-913 Pipe Reducers). Load capacity is 60 lbs. Black.

Model	Drop Length	Weights	Price
FLP006	5.5"	0.7 lbs	12.95
FLP101	11.5"	1.4 lbs	22.95
FLP102	23.5"	2.6 lbs	29.95
FLP103	35.5"	4 lbs	41.95



3/4" Pipe Reducer (PEACC913)

For use with FLP model extension columns. Order an additional reducer to attach ceiling plates with 1½" hole.....**15.95**

Extension Column Connector (PEACC109)

This connector joins two extension columns to create a maximum length of 20', and secures with Armor Lock security screws. Black finish. Weighs 1.1 lbs.....**12.95**

Fixed-Length Extension Columns

Constructed of 1½"-11.5 NPT schedule 40 pipe threaded on both ends and notched for "safety locking." The EXT002 is for use with Vector Pro II, PRS Series and Armor Lock-Box only.

Model	Drop Length	Weights	Price
EXT002* (Black)	flush	.27 lbs	6.95
EXT006 (Black)	8"	2.3 lbs	15.95
EXT006S (Silver)	8"	2.3 lbs	15.95
EXT018 (Black)	20"	4 lbs	31.95
EXT018S (Silver)	20"	4 lbs	31.95
EXT101 (Black)	14"	3.7 lbs	28.95
EXT101S (Silver)	14"	3.7 lbs	28.95
EXT102 (Black)	26"	6 lbs	34.95
EXT102S (Silver)	26"	6 lbs	34.95
EXT103 (Black)	38"	9 lbs	47.95
EXT103S (Silver)	38"	9 lbs	47.95
EXT104 (Black)	50"	10 lbs	58.95
EXT104S (Silver)	50"	10 lbs	58.95
EXT105 (Black)	62"	15 lbs	69.95
EXT105S (Silver)	62"	15 lbs	69.95
EXT106 (Black)	74"	16 lbs	84.95
EXT106S (Silver)	74"	16 lbs	84.95
EXT107 (Black)	86"	18 lbs	99.95
EXT107S (Silver)	86"	18 lbs	99.95
EXT108 (Black)	98"	20 lbs	114.95
EXT108S (Silver)	98"	20 lbs	114.95
EXT109 (Black)	110"	26 lbs	129.95
EXT109S (Silver)	110"	26 lbs	129.95
EXT110 (Black)	122"	29 lbs	143.95
EXT110S (Silver)	122"	29 lbs	143.95
EXT201 (Black)	4"	1 lb	Call



Universal Projector Security Mount

Designed with security in mind, the PSM-UNV offers dual layers of protection for projectors.

Socket-pin fasteners secure the projector to the mount, while the low-profile key-locking tray protects these fasteners for an extra level of security. The PSM-UNV features a standard adjustment screw that makes it easy to adjust the projector without having to compromise or access secure components. The PSM-UNV combines security with an easy to install and use design that is uniquely Peerless.

- ◆ ±15° tilt, ±15° roll, 360° swivel.
- ◆ Security fasteners at all connection points.
- ◆ Key-lock tray adds protection to projector attachment screws.
- ◆ Internal cord management.
- ◆ Comes ready for flush mounting to ceiling (accessory required for other mounting applications).

- ◆ Universal tray accommodates most projectors up to 30 lb.
- ◆ Max Load: 30 lb. Shipping weight is 9.8 lb.
- ◆ Model-specific PSM mounts with dedicated lamp and filter access ports also available.

Universal Projector Security Mount

Available in Black (PSM-UNV), Silver (PSM-UNV-S) and White (PSM-UNV-W)**CALL**



PROJECTOR MOUNTS

PREMIER MOUNTS

UNIVERSAL PROJECTOR MOUNTS

Premier's PBL and PBC universal projector mounts fit most projectors that weigh less than 25 lbs. They feature four double-jointed support arms that allow flexible positioning to reach almost any mounting point. Arms can be precisely positioned to avoid covering ventilation areas and maximize lamp life. The mounts also allow easy access for lamp and air filter replacement.

PBL Universal Projector Mount with Adjustable Channel

Designed for projectors weighing 25 lbs or less, this mount is very easy to install and is loaded with additional "no cost" installation features built into the mount. These features allow you to optimize your projector's position to the screen for best projector performance and picture quality.

- ◆ Adjustable-height 9" – 12.5" suspension channel to lower the projectors height. (It can be removed for low-profile mounting of only 2.5")
- ◆ 0°- 45° angled ceiling compensation
- ◆ Four double-jointed arms for extreme versatility in mounting to any projector
- ◆ Mounts to walls or ceilings including vaulted or cathedral ceilings, single studs and solid ceiling surfaces
- ◆ Over ±20° tilt and roll
- ◆ Rotates 360°
- ◆ Robust construction allows positive locking in any set position
- ◆ Quick release system for easy projector mounting and removal
- ◆ Cables can be routed inside the height extension channel for a clean look
- ◆ Upper ceiling plate allows for single wood stud mounting and cable insertion through the ceiling plate for clean appearance
- ◆ Unique leveling barrels allow you to adapt to any mounting surface for a perfectly level install

PBL Universal Mount (PRPBLUMP): Silver color**142.50**

PBL Universal Mount (PRPBLUMS): Dark Gray color**134.95**

PBL Universal Mount (PRPBLUMW): White color**142.95**



PBC Universal Projector Mount with 1½" Coupler



Similar to the PBL universal mounts, the PBC universal projector mount has a 1½" pipe coupling instead of the adjustable-height suspension channel. The PBC may be ceiling or wall-mounted. You can couple to any length 1½" NPT for the perfect viewing height, or you can mount it at 7" from the mounting surface. For a cleaner look, you can route the cables through the pipe coupling.

PBC Universal Mount (PRPBCUMP): Silver color**142.50**

PBC Universal Mount (PRPBCUMS): Dark Gray color**139.95**

PBC Universal Mount (PRPBCUMW): White color**142.50**

APP-2446 Adapter (PRAPP2446)

Mates easily with the PBC Universal Mount's upper and lower components. It is height-adjustable in 1¼" increments from 24" to 46" (12" to 24" if cut in half) on a 1½" threaded pipe**109.95**

GYROLOCK PROJECTOR MOUNTS

The Gyrolock projector mount is designed for 360° of rotation and comes with standard mounting hardware. Projectors may be mounted at a fixed-height of 2½" from the surface, or they may be mounted with continuous adjustable-height of between 9" and 12½" from the mounting surface. Cables may be hidden in channels. Roll/pitch allowance of greater than ± 20 ° from center. Yaw allowance of 360° Locks in any position. Docking system for easy display removal.

PBL Gyrolock Mount with Adjustable Channel

The amazingly flexible Gyrolock series is designed for projectors weighing 25 lbs. or less. Features include:

- ◆ Mounting plate specifically designed for your projector
- ◆ Wall, ceiling or tabletop mounting
- ◆ Fixed position locking at nearly any angle
- ◆ Over ±20° tilt and roll
- ◆ Quick release system for easy projector mounting and removal
- ◆ Rotates 360°
- ◆ Adjustable-height 9" – 12.5" suspension channel to lower the projectors height. (It can be removed for low-profile mounting of only 2.5")
- ◆ Mounts to flat and angled ceilings
- ◆ Cables can be routed inside the height extension channel for a clean look

PBL Gyrolock Mount

Check the B&H website to find the correct PBL mount for your projector.....**149.95**

PBC Gyrolock Mount with 1½" Coupler

Similar to the PBL Gyrolock mounts, the PBC Gyrolock mount has a 1½" pipe coupling that fits standard NTP instead of the adjustable-height suspension channel. The PBC mounts to flat and angled ceilings as well as walls.

PBC Gyrolock Mount

Check the B&H website to find the correct PBC mount for your projector**149.95**



CRADLE MOUNTS

Cradle projector mounts are the perfect way to hold projectors that are not designed to be inversion-mounted. They offer a generous 20° tilt from center, with positive locking at the set angle.



Cradle Mount: With an interior that is height-adjustable from 9¾" to 15" and width-adjustable from 13½" to 21½". Available with a 14" (PRUPM1321) or 20" (PRUPM1321D) deep tray.....**239.95**

Cradle Mount/Extender Bracket: With an interior that is width-adjustable from 13½" to 21½". Extender brackets provide adjustable height from 9½" to 15". Available with a 14" (PRUPM1321EXT) or 20" (PRUPM1321DEXT) deep tray**254.95**

Cradle Mount/Suspension Adapter: With an interior that is height-adjustable from 9½" to 15" and width-adjustable from 13½" to 21½". The height-adjustable suspension adapter provides a drop-distance range between 24" to 46". Available with a 14" (PRUPM1321AST) or 20" (PRUPM1321DAS) deep tray.....**294.95**

Cradle Mount Extender Brackets (PRUPMEXT): These extender brackets provide up to 3-1/2" of height extension for the Cradle Mount**19.95**

PROJECTOR MOUNTS

PREMIER MOUNTS

PBM SERIES

PBM Series mounts have been the industry standard for over 23 years. The various sizes of PBM mounts are designed to mount projectors of up to 350 lbs. All PBMs feature $\pm 6^\circ$ tilt from center, $\pm 3^\circ$ roll from center and up to 360° of yaw when used with threaded pipe. The PBM series mates directly to a permanent structure or to the popular PP-FCMA false-ceiling adapter. It also works with the PP-LSA lateral shift adapter, AST-2446 adjustable-height suspension adapters as well as several other installation adapters and accessories.

- ◆ Mounting plate specifically designed for your projector
- ◆ Flat and angled ceiling mounting (angled ceiling mounting requires PP-T or PP-TL adapter)
- ◆ Fixed position locking at nearly any angle
- ◆ $\pm 6^\circ$ tilt from center
- ◆ $\pm 3^\circ$ roll from center
- ◆ 360° of yaw when used with threaded pipe



PBM Series Mount

Check the B&H website to find the correct PBM mount for your projector.....**CALL**

PBM Series Stackers



PBM-LPS1 Stacker for Smaller Projectors (PRPBM LPS1)

This dual-projector stacking system accommodates smaller projectors (up to 18" wide) and allows maximum ventilation. Requires appropriate PBM series projector mount (not included). Adjustable feet provided for tabletop replacement.....**CALL**

PBM-LPS2 Stacker for Smaller Projectors (PRPBM LPS2)

This dual-projector stacking system accommodates larger projectors (up to 30" wide) and allows maximum ventilation. Requires appropriate PBM series projector mount (not included). Adjustable feet provided for tabletop replacement.....**719.95**

PP-LPF Alignment Adapter (PRPPLPF)

Provides front to rear alignment in 1" increments. Works with the PBM-LPS1 and PBM-LPS2.....**139.95**

BENTLEY Projector Mount

The Bentley UPM-01 projector mount features a visually attractive universal mounting system that fits any small or medium-sized projector on the market. Using three adjustable mounting arms, the mount can be adjusted for use with wide or narrow projector styles. The package includes 2 mounting tubes, which will allow a projector to be mounted 5.5" - 8.5" from the ceiling. A 15° tilt/pitch and a 360° turn allows for a variety of adjustments. This bracket will hold projectors up to 22 lbs. Theft prevention is enabled by optional special locking screws.




Bentley Projector Mount (BEUPM01) ...79.95

LCD PROJECTOR MOUNTS

Universal Projector Mounts

The UL certified WPBL and WPBC universal projector mounts fit most projectors that weigh less than 25 lbs. They feature four double-jointed support arms (patent pending) that can reach almost any mounting point. By precisely positioning the arms to avoid ventilation areas, you can maximize the life of the lamp. These mounts allow easy access for lamp or air filter replacement. Unique levelling barrels maintain a level installation for oddly shaped projectors. They both offer 360° rotation as well as $\pm 20^\circ$ tilt and roll that provides flexibility. Cables can be routed inside the channel or pipe.



WPBL-UMS

Mounts to walls or flat and angled ceilings. Features a 9"-12½" adjustable-height channel. Cable can be routed inside the channel. Built-in 2½" low profile mounting. Weighs 9 lbs.

WPBC-UMS

Mounts to walls or flat ceilings. The 1½" pipe coupling fits standard NTP (NTP not included). Cable can be routed inside the channel.

Model	Color	Application	Weights	B&H #	Price
WPBL-UMS	Dark Gray	Wall/Ceiling	9 lbs.	WIWPBLUMS	113.95
WPBC-UMS	Dark Grey	Wall/Ceiling	9 lbs	WIWPBCUMS	113.95



Universal LCD Projector Mounts

H. Wilson's Universal LCD Projector Mounts have a 16½" diameter rotation of arms to easily fit your projector. The clamp style bracket models wrap around the projector. The flat-arm styles match up with the mounting holes on the bottom of the projector. All steel construction with attractive black powder coat finish.

Universal Fixed-Height Mount



Universal fixed-projector mounts have a fixed 6" pipe extension (1¼" threaded pipe) from the ceiling mount. They come in two different designs. The clamp-style bracket WCFLCDM wraps around the projector. The flat-arm style WFLCDM matches up with the mounting holes on the bottom of the projector. They both have a 10° tilt, black powdercoat finish and a lifetime warranty.

WCFLCDM (WIWCFLCDM)

Clamp-style bracket with mounting claws that have an adjustability of 3½" to 6½" to accommodate most LCD projectors. 7 lbs **104.95**

WFLCDM (WIWFLCDM)

Flat mounting arm style-bracket lines up with the mounting holes on your projector. Weighs 6 lbs **94.95**

Universal Adjustable Height Mount

Universal adjustable projector mounts have a 10° tilt, black powdercoat finish and a lifetime warranty. The clamp-style bracket WCALCDM wraps around the projector. The flat-arm style WALCDM matches up with the mounting holes on the bottom of the projector.

WCALCDM (WIWCALCDM)

Clamp-style bracket adjusts from 3½" to 6½" to accommodate most LCD projectors. The 1¼" diameter threaded pipe adjusts from 34½" to 53". Weighs 9 lbs..... **159.95**

WALCDM (WIWALCDM)

Flat mounting arm style-bracket matches up with the mounting holes on the bottom of the projector. The adjustability of the 1¼" diameter threaded pipe is 27½" to 46¼". Weighs 7 lbs **152.95**

