



The Professional Lighting

for Photo, Video, Cine & Theatrical

SourceBook

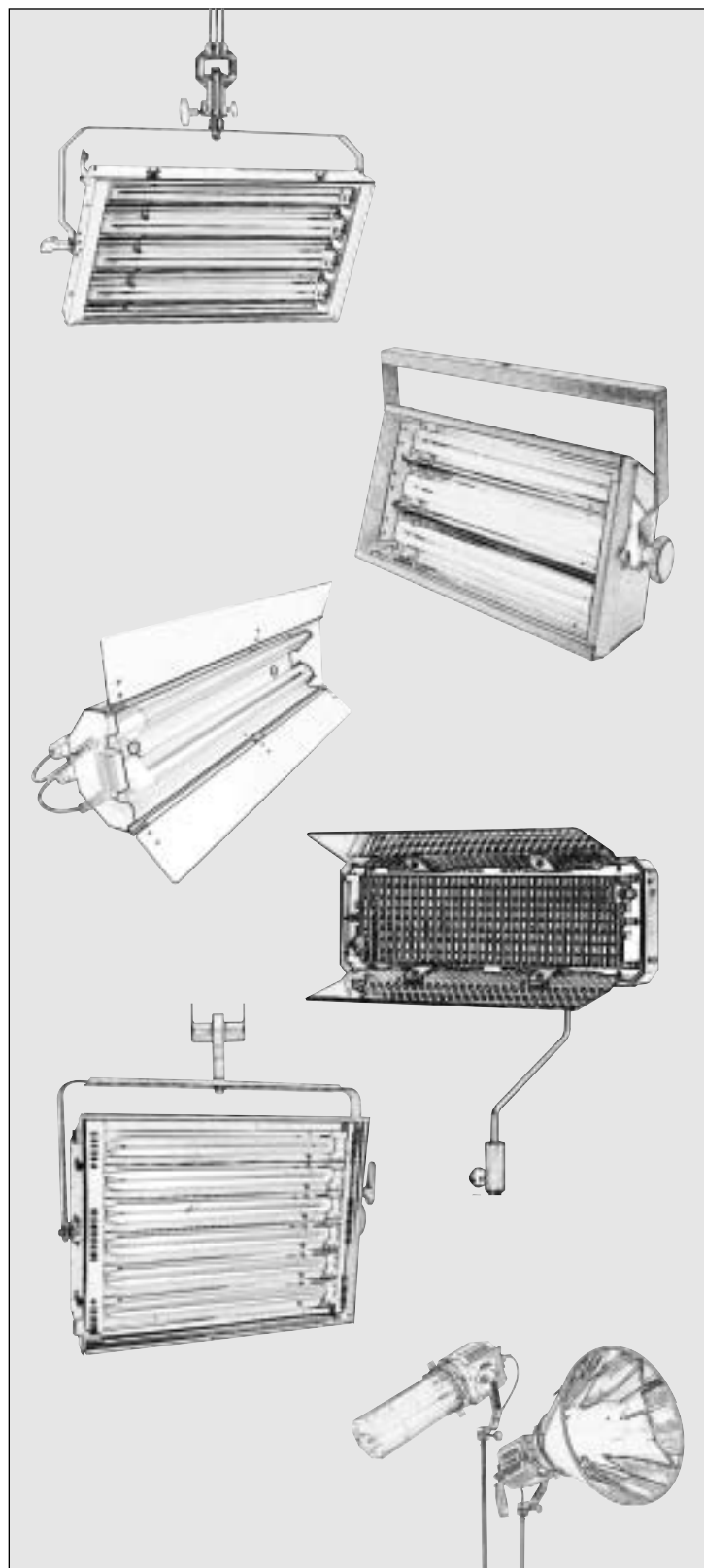
Section 8

Continuous Lighting - Cool Lights

Introduction	538
Bowens	547
Desisti	539-541
Gyours	542-543
Kino Flo	544-558
Lowel	559-565
Samigon	545
Videssence	551

INTRODUCTION

TO COOL LIGHTS



Choosing Fluorescent Lighting

Fluorescent lighting fixtures consist of two major components, the fluorescent lamp and the ballast.

The Fluorescent lamp is a gas discharge lamp similar to neon signs or sodium vapor lights. The inside of the lamp contains inert gas plus a small amount of mercury and is coated with special phosphors that produces visible light when excited. The ballast heats filaments in the lamp during the starting process to ionize the gas. This then allows current to freely flow from one end of the lamp to the other. Electrons bombard the phosphors inside the lamp during this process, causing them to glow brightly with visible light.

The phosphor coating very efficiently converts the electric current into visible light. The phosphors are chemically formulated to tailor the lamps color spectrum for the intended application. Fluorescent lamps are more efficient at producing light than "hot lights" and they run cooler. The fluorescent lamp also last much longer. Being more efficient and longer lasting makes fluorescent an excellent lighting alternative for imaging applications.

Fluorescent lighting products provide solutions for many applications including video, digital and analog photography, stage, studio, TV, film, and medical imaging. Fluorescent fixtures offer the image-maker many benefits.

Fluorescent lighting is an eco-

nomical way to light large sets while using a fraction of the power required by other lighting systems. The lamps are cool and provide a more comfortable environment for subjects that spend long periods under the lights. Because fluorescents burn much cooler than halogen and HMI, they are also safer to handle during a shoot and are less likely to cause burns if they accidentally come into contact with other objects.

Modern electronic ballasts that power the lamps operate at very high frequencies, producing flicker free results and many fixtures feature continuous dimming for more precise lighting control. Lamps that are incredibly bright are now available (They are so bright that it is difficult to look at them directly). New phosphor coatings are so highly corrected they require little or no additional filtration and the lamps render skin tones beautifully.

Fluorescent fixtures cover large areas, producing a soft uniform light that is relatively easy to control and they are available color corrected for both daylight (5500 K) and tungsten (3200 K). This makes it easy to mix Fluorescent with other lighting systems, natural and artificial. There are many accessories and light modifiers available to help control the effects of your lighting. You can choose from barn doors, grids, louvers, filters, reflectors and much more.

Fluorescents have become very popular in video and digital applications because they are so easy to handle and control.

The newly redesigned De-Lux has replaced the ever popular older models. The new De-Lux are constructed of stainless steel for durability with a new reflector system. The new reflector system optimizes all of the lamps' output and directs the lumens toward the intended area. The De-Lux has eliminated the need for an external intensifier while maintaining the highest level of light output of any compact fluorescent fixture. Offered in 3 control options: DMX, line dimming and analog with local potentiometer. Various accessories are available. Lamps are color corrected for 3200 kelvin and 5600 kelvin.

DE-LUX 2-TUBE 55W



De-Lux 2-Tube 55W DMX Hanging Model (4600210)

Item # **DED255DM**.....**879.95**

De-Lux 2-Tube 55W Analog Hanging Model (4600220)

Item # **DED255AM**.....**519.95**

De-Lux 2-Tube 55W Phase Control Hanging Model (4600240)

Item # **DED255M**.....**879.95**

De-Lux 2-Tube 55W DMX Pole Operated Model (4601210)

Item # **DED255DP**.....**989.95**

De-Lux 2-Tube 55W Analog Pole Operated Model (4601220)

Item # **DED255AP**.....**618.95**

De-Lux 2-Tube 55W Phase Control Pole Operated Model (4601240)

Item # **DED255P**.....**989.95**

ACCESSORIES

Color Frame (4607100)

Item # **DECFD255**.....**29.95**

Safety Cable (1800)

Item # **DESCD255**.....**5.50**

Solid Brass C-Clamp (91200)

Item # **DECCD255**.....**29.95**

Egg Crate (4605200)

Item # **DEECD255**.....**104.95**

DE-LUX 4-TUBE 55W



De-Lux 4-Tube 55W DMX Hanging Model (4610210)

Item # **DED455DH**.....**1102.50**

De-Lux 4-Tube 55W Analog Hanging Model (4610220)

Item # **DED455AH**.....**749.95**

De-Lux 4-Tube 55W Phase Control Hanging Model (4610240)

Item # **DED455H**.....**1102.50**

De-Lux 4-Tube 55W DMX Pole Operated Model (4611210)

Item # **DED455DP**.....**1209.95**

De-Lux 4-Tube 55W Analog Pole Operated Model (4611220)

Item # **DED455AP**.....**854.95**

De-Lux 4-Tube 55W Phase Control Pole Operated Model (4611240)

Item # **DED455P**.....**1209.95**

ACCESSORIES

Color Frame (4617100)

Item # **DECFD455**.....**35.95**

Safety Cable (1800)

Item # **DESCD455**.....**5.50**

Solid Brass C-Clamp (91200)

Item # **DECCD455**.....**29.95**

Egg Crate (4615200)

Item # **DEECD455**.....**127.50**

PHOTOMETRICS WITH DULUX 55W/32 LAMPS

2-TUBE 55W

Distance	Beam Diameter WxH	Footcandles	Lux
10' (3m)	23' (7m) x 12' (3.7m)	29	312
20' (6.1m)	46' (14m) x 24' (7.3m)	7	75

4-TUBE 55W

Distance	Beam Diameter WxH	Footcandles	Lux
10' (3m)	26.5' (8.1m) x 11.5' (3.5m)	61	656
20' (6.1m)	53.1' (16.2m) x 23.1' (7m)	15	161

1 foot candle = 10.76 lux. F-stops provided as a general guide only. *With ISO 100 film @ 1/8 sec.

LAMPS

De-Lux 2-Tube 55W

Fluorescent Lamp Dulux 55W/12 Daylight (OSRDL5512)

Item # **DELD55DD255****9.95**

Fluorescent Lamp Dulux 55W/31 Tungsten RGB (OSRDL5531)

Item # **DELD55TD255**.....**9.95**

Fluorescent Lamp Dulux 55W/32 Tungsten (OSRDL5532)

Item # **DELD55TD255Q**.....**9.95**

Fluorescent Lamp Studio-Line 55W/32 Daylight (OSRSL5556)

Item # **DELS55DD255****23.95**

Fluorescent Lamp Studio-Line 55W/32 Tungsten (OSRSL5532)

Item # **DELS55TD255**.....**23.95**

De-Lux 4-Tube 55W

Fluorescent Lamp Dulux 55W/12 Daylight (OSRDL5512)

Item # **DELD55DD455****9.95**

Fluorescent Lamp Dulux 55W/31 Tungsten RGB (OSRDL5531)

Item # **DELD55TD455**.....**9.95**

Fluorescent Lamp Dulux 55W/32 Tungsten (OSRDL5532)

Item # **DELD55TD455Q**.....**9.95**

Fluorescent Lamp Studio-Line 55W/32 Daylight (OSRSL5556)

Item # **DELS55DD455****23.95**

Fluorescent Lamp Studio-Line 55W/32 Tungsten (OSRSL5532)

Item # **DELS55TD455**.....**23.95**

Egg Crates

Fitted on the front of the unit and direct light forward from front of the unit. Available in two sizes.

Color/Gel Frames

Fitted on the front of the unit and can work with the egg crates or lens.

COOL LIGHTS

CD 7F / CD 15F FRESNELS

CD 7F FRESNEL



CD lights utilize the CDM discharge lamp. This lamp is available in 3000 and 4200 Kelvin. The lamp offers a 10,000 hour lamp life, low power consumption, excellent power consumption (CRI 85) and low heat emissions. Due to the high efficiency of the lamp (90 lumens per watt) the CD 7F has the same light output as a 500 watt Tungsten fresnel. This fixture is excellent for small news sets, video lighting kits and photography. The fixture integrates an on-board electronic ballast for convenience and maintenance. A full range of accessories are also available as well as all light bank manufacturer's products.

CD 7F Watt Fresnel (3400200)
Item # *DECD7F***674.95**

70W Mastercolor 3000°K
Cold Restrike Lamp (70830)
Item # *DEL70CD15B***56.50**

70W Mastercolor 4200°K
Cold Restrike Lamp (70942)
Item # *DEL70CD15BQ***53.50**

SPECIFICATIONS

- Lens:**
4½" (110mm) Fresnel
- Dimensions:**
Manual Operated:
8 x 11 x 7" (20x28x18cm)
Pole Operated:
10 x 12 x 10" (25x30x25cm)
- Weight:**
Manual Operated:
5.31 lbs. (2.4kg)
Pole Operated:
12.5 lbs. (5.7kg)

ACCESSORIES

- 4-Leaf Barndoor (306100)
Item # *DEBD4M650***43.50**
- Color Frame (307100)
Item # *DECFQCD7F***14.50**
- Snoot Set (308100)
Item # *DESSCD7F***53.95**
- Safety Cable (1800)
Item # *DESCM650***53.95**
- Scrim Bag (8031)
Item # *DESBM650***19.95**
- 5½" Full Single Scrim (309101)
Item # *DESESM650***9.95**
- 5½" Half Single Scrim (309103)
Item # *DESHSM650***9.95**
- 5½" Full Double Scrim (309102)
Item # *DESFDM650***9.95**
- 5½" Half Double Scrim (309104)
Item # *DESHDM650***9.95**
- 5½" Scrim Set (309100)
Includes FS, HS, FD, HD.
Item # *DESS4M650***37.50**

CD 15F FRESNEL



CD 15F Watt Fresnel (3410210)
Item # *DECD15F***817.50**

150W Mastercolor 3000°K
Cold Restrike Lamp (150830)
Item # *DEL150CD15B***56.50**

150W Mastercolor 4200°K
Cold Restrike Lamp (150942)
Item # *DEL150CD15BQ***66.95**

SPECIFICATIONS

- Lens:**
6" (150mm) Fresnel
- Dimensions:**
Manual Operated: 11x21x11"
Pole Operated: 12x18x12"
- Weight:**
Manual Operated:
13 lbs. (5.9kg)
Pole Operated: 18 lbs (8.2kg)

ACCESSORIES

- 4-Leaf Barndoor (316100)
Item # *DEBD4CD15F***54.95**
- 8-Leaf Barndoor (316200)
Item # *DEBD8CD15F***82.50**
- Color Frame (317100)
Item # *DECFLIK***18.95**
- Snoot Set (318100)
Item # *DESSLIK***89.95**
- Safety Cable (1800)
Item # *DESCLIK***5.50**
- Scrim Bag (8032)
Item # *DESBLIK***22.50**
- 7¼" Full Single Scrim (319101)
Item # *DESFSLIK***12.95**
- 7¼" Half Single Scrim (319103)
Item # *DESHSLIK***11.95**
- 7¼" Full Double Scrim (319102)
Item # *DESFDLIK***12.95**
- 7¼" Half Double Scrim (319104)
Item # *DESHDLIK***11.95**
- 7¼" (18.4cm) Scrim Set (319100)
Includes FS, HS, FD, HD.
Item # *DESS4L1K***47.95**

CD lights utilize the CDM discharge lamp. This lamp is available in 3000 and 4200 Kelvin. The lamp offers a 10,000 hour lamp life, low power consumption, excellent power consumption (CRI 85) and low heat emissions. Due to the high efficiency of the lamp (90 lumens per watt) the CD 15F has the same light output as a 1000 watt Tungsten fresnel. This fixture is excellent for small news sets, video lighting kits and photography. The fixture integrates an on-board electronic ballast for convenience and maintenance. A full range of accessories are also available as well as all light bank manufacturer's products.

CD 15B BROADLIGHT

COOL LIGHTS



CD lights utilize the CDM discharge lamp. This lamp is available in 3000 and 4200 Kelvin. The lamp offers a 10,000 hour lamp life, low power consumption, excellent power consumption (CRI 85) and low heat emissions. Due to the high efficiency of the lamp (90 lumens per watt) the CD 15F has the same light output as a 1000 watt Tungsten Renoir Broadlight as well as the same optics. This fixture is excellent for small news sets or blue screen lighting, video lighting kits and photography. Delivers a 95° beam spread and flat even field. The fixture integrates an on-board electronic ballast for convenience and maintenance. A full range of accessories are also available as well as all light bank manufacturer's products.

CD 15B BROADLIGHT

CD 15B Watt Broadlight (3710200)
Item # **DECD15B**.....**862.50**

150W Mastercolor 3000°K
Cold Restrike Lamp (150830)
Item # **DEL150CD15B**.....**56.50**

150W Mastercolor 4200°K
Cold Restrike Lamp (150942)
Item # **DEL150CD15BQ**....**66.95**

SPECIFICATIONS

Dimensions:
12 x 11 x 6" (WHD)
(305 x 279 x 152mm)
Weight:
8 lbs. (3.6kg)

CD 15B
Broadlight

ACCESSORIES

8-Leaf Barndoor (2716200)
Item # **DEBD8CD15B**.....**112.50**

4-Piece Scrim Set (2719100)
Item # **DESS4CD15B**.....**107.95**

7 1/4" (18.4cm)
Full Single Scrim (2719101)
Item # **DESFSCD15B**.....**28.50**

7 1/4" (18.4cm)
Half Single Scrim (2719103)
Item # **DESHSCD15B**.....**28.50**

7 1/4" (18.4cm)
Full Double Scrim (2719102)
Item # **DESFDCD15B**.....**28.50**

7 1/4" (18.4cm)
Half Double Scrim (2719104)
Item # **DESHDCD15B**.....**28.50**

Safety Cable (1800)
Item # **DESCL1K**.....**5.50**



LIGHTING Q&A

Should I have a standard scale of prices, regardless of whether the shoot is at a wedding or office or in my studio?

Time is your main factor in charging. The more time you spend, the more money you should get. Location is number two. Time away from your studio should be more expensive to the client. The ASMP would be happy to send you a current listing of suggested fees for various jobs.

Copy excerpted with permission of Amphoto Books © 1995 by John Hart 50 Portrait Lighting Techniques.

PHOTOMETRICS FOR CD 7F FRESNEL

FLOOD			
Distance	Beam Diameter	Footcandles	Lux
10' (3m)	11.5' (3.5m)	20	2152
15' (4.6m)	17.3' (5.3m)	9	97
20' (6.1m)	23.1' (7m)	5	54
25' (7.6m)	28.9' (8.8m)	3	32

SPOT			
Distance	Beam Diameter	Footcandles	Lux
10' (3m)	1.7' (0.5m)	97	1044
15' (4.6m)	2.6' (0.8m)	43	463
20' (6.1m)	3.5' (1.1m)	24	258
25' (7.6m)	4.4' (1.3m)	16	172

PHOTOMETRICS FOR CD 15F FRESNEL

FLOOD			
Distance	Beam Diameter	Footcandles	Lux
10' (3m)	11.5' (3.5m)	47	506
15' (4.6m)	17.3' (5.3m)	21	226
20' (6.1m)	23.1' (7m)	12	129
25' (7.6m)	28.9' (8.8m)	8	86

SPOT			
Distance	Beam Diameter	Footcandles	Lux
10' (3m)	1.7' (0.5m)	275	2959
15' (4.6m)	2.6' (0.8m)	122	1313
20' (6.1m)	3.5' (1.1m)	69	742
25' (7.6m)	4.4' (1.3m)	44	473

PHOTOMETRICS FOR CD 15B BROADLIGHT

Distance	Beam Diameter (Width x Height)	Footcandles	Lux
10' (3m)	21.4 x 18.7' (6.5 x 5.7m)	32	344
15' (4.6m)	32.2 x 28' (9.8 x 8.5m)	14	151
20' (6.1m)	42.9 x 37.3' (13.1 x 11.4m)	8	86
25' (7.6m)	53.6 x 46.6' (16.3 x 14.2m)	5	54

1 foot candle = 10.76 lux. F-stops provided as a general guide only. *With ISO 100 film @ 1/8 sec.

GYOURY LIGHT SYSTEM

The Gyoury Light System was actually designed in the field during the shooting of several low budget t.v. series. Chris Gyoury, the designer envisioned a system of fluorescent light units that could literally adapt to every lighting necessity in studio use or on location and yet be small, light and portable. The system, now available in various kit forms or as individual items is ideally suited to the demands of ambitious broadcast production to quick one-on-one interviews or even great looking wedding videos.

THE LIGHTS

GLD1 Dimming Gyoury Light
Comprising 110v AC electronic flicker free ballast, clip on/clip off main reflector with open face measuring 5" x 23" (13x58cm) and 2 high intensity 54 watt wands (5600K or 3200K - you choose). The reflector has a moveable mirror finish liner to broaden light output, and two barndoors with lifelong computer hinge. Complete light is mounted on ball and socket joint terminating in 7/16" diameter x 3" spud. Dimmable range is 1% to 100%. Weight: 6½ lbs.

Dimming Gyoury Light, Daylight (GLD1D)
Item # **GYGLD1D****919.95**

Dimming Gyoury Light, Tungsten (GLD1T)
Item # **GYGLD1T****919.95**

GL1 Non-Dimming Gyoury Light
Comprising 110v AC electronic flicker free ballast, clip on/clip off main reflector with open face measuring 5" x 23" (13x58cm) and 2 high intensity 54 watt wands (5600K or 3200K - you choose). The reflector has a moveable mirror finish liner to broaden light output, and two barndoors with lifelong computer hinge. Complete light is mounted on ball and socket joint terminating in 7/16" diameter x 3" spud. Weight: 6½ lbs.

Non-Dimming Gyoury Light, Daylight (GL1D)
Item # **GYGL1D****594.95**


Non-Dimming Gyoury Light, Tungsten (GL1T)
Item # **GYGL1T****594.95**



GLD1 Dimming Light and GL1 Non-Dimming Light

THE KITS

All Gyoury fluorescent light kits are housed in a rigid black PVC case 28x20x10½" (71x51x27cm) with rugged aluminum hinge and 2 steel twist catches. The 1/2" thick base of the case may be removed to reveal a foam lined accessory compartment. The base, when out of the case, doubles as a handy pigeon plate for mounting 1 or 2 lights on fully adjustable ball and socket mounts. Also included is a scabbard for protecting up to four spare wands.



NON-DIMMING KITS

K1D Kits
One Gyoury Light (GL1) in Case. Weight: 32 lbs.

K1D Kit, Daylight (K1D)
Item # **GYK1DK****896.50**

K1T Kit, Tungsten (K1T)
Item # **GYK1TK****896.50**

K2 Kits
Two Gyoury Lights (GL1) in Case. Weight: 38 lbs.

K2D Kit, Daylight (K2D)
Item # **GYK2DK****1414.95**

K2T Kit, Tungsten (K2T)
Item # **GYK2TK****1414.95**

KDL DeLuxe Kits
Kit includes: Two Gyoury Lights (GL1) and one of each of the following accessories: Lantern, Extension Cord, Eggcrate, Mini Reflector, Universal Wand Mount (for one or two wands) Visor Mount (for one or two wands). Weight: 42 lbs.

KDLD Kit, Daylight (KDLD)
Item # **GYKDLDK****1824.95**

KDLT Kit, Tungsten (KDLT)
Item # **GYKDLTK****1824.95**

DIMMING KITS

KD1 Kits
One Gyoury Light (GLD1) in Case. Weight: 32 lbs.

KD1D Kit, Daylight (KD1D)
Item # **GYKD1DK****1228.95**

KD1T Kit, Tungsten (KD1T)
Item # **GYKD1TK****1228.95**

KD2 Kits ()
Two Gyoury Lights (GLD1) in Case. Weight: 38 lbs.

KD2D Kit, Daylight (KD2D)
Item # **GYKD2DK****2148.95**

KD2T Kit, Tungsten (KD2T)
Item # **GYKD2TK****2148.95**

KDDL DeLuxe Kits
Kit includes: Two Gyoury Lights (GLD1) and one of each of the following accessories: Lantern, Extension Cord, Eggcrate, Mini Reflector, Universal Wand Mount (for one or two wands) Visor Mount (for one or two wands). Weight: 42 lbs.

KDDL Kit, Daylight (KDDL)
Item # **GYKDDLK****2499.95**

KDDL Kit, Tungsten (KDDL)
Item # **GYKDDLTK****2499.95**

INDIVIDUAL PRODUCTS

Eggcrate (GLE)

All aluminum construction with Velcro tabs for mounting to Gyoury Light.

Item # GYGLE.....47.50

Wand (GLWD)

55 Watt 5600K (Daylight) Sylvania Studio Line high intensity lamp, with special molded base and 4" pigtail with Amphenol 4 pin connector.

Item # GYGLWD.....39.50

Wand (GLWT)

55 Watt 3200K (Tungsten) Sylvania Studio Line high intensity lamp, with special molded base and 4" pigtail with Amphenol 4 pin connector.

Item # GYGLWT.....39.95

Extension Cord (GLC9)

For remoting individual wands from the ballast. Twin cable with two male and two female Amphenol connectors, ideal for use with lantern accessory.

Item # GYGLC9.....73.50

Extension Cord (GLC20)

Same as above only 20' in length.

Item # GYGLC20.....84.95

Visor Mount (GLVM)

Originally designed to mount one or two wands to a car windshield visor, but can be strapped with its Velcro bands to anything. Wands may be attached side by side or diametrically opposed giving double the length of illumination, or even at 90° to each other.

Item # GYGLVM.....69.95

Ballast Holder (GLBH)

This black anodized lightweight wheeled "dolly" accepts four Gyoury Light ballasts for use when the reflectors are remoted. The ballasts are held up above the floor - out of harm's way and may be plugged in to the dolly's power strip, thus reducing cable tangles.

Item # GYGLBH.....189.95



Monster Mount (GLMM)

This 39" long, two part, plated steel mount holds four "remoted" reflectors (GLRR) with ball and socket adjustment of each light giving an incredibly adjustable large source of powerful light. The monster mount comes with a junior pin on each end, bored out to accept a baby pin and threaded with locking knob on each end. An additional baby pin is provided at the center of gravity of the monster mount for mounting from the ceiling for a huge "top light". The monster mount is designed for vertical use or already inclined at 30° for true table top use. Each half of the Monster Mount may be used on its own to mount up to two lights. The mount is designed for vertical use or already inclined at 30° for true tabletop use.

Item # GYGLMM.....189.95

Pistol Grip (GLPG)

Use to hand hold half a Monster Mount with up to two lights on board.

Item # GYGLPG.....52.50

Lantern Kit (GLLK)

24" ball of soft slides onto a standard Home Depot painter's pole (not included) with a reach of up to 12'. Fixture assembles in moments and will accommodate two or four wands. Diffusion is Rosco 1/4" grid cloth. Ballast snaps on to handle end of painters pole as counter weight.

Item # GYGLLK.....237.50

Mini Reflector with Barndoors (GLMR)

Simply slide over a single wand and control light pattern down to a thin slit. May be used in conjunction with universal mount GLWM.

Item # GYGLMR.....87.50

Remote Reflector Mount (GLRR)

This lightweight black anodized panel has the standard ball and socket mount and accepts the reflector only, fitted with two wands. The mount is equipped with two clips to hold the Amphenol connectors in an orderly manner, making for neat cable handling. The mount and reflector and two wands weigh only three and a half pounds - feather light for such a powerful light source - use it on the monster mount or anywhere when lightweight is vital.

Item # GYGLRR.....93.95

Universal Mount (GLWM)


Miniature ball and socket mount terminating in 1/2" diameter x 2 1/2" spud. (Use with a C stand). Can be used to hold one or two wands. Adjustable to any angle. Complete with nylon hardware.

Item # GYGLWM.....99.95

KINO FLO

COOL LIGHTS

FOTO-FLO 400



The Foto-Flo 400 fixture is the new "it" light from Kino Flo. This trim, light-weight Kino Flo is versatile enough to work as a flattering soft key light for fashion photography as well as digital video production. Although uniquely soft, the Foto-Flo 400 can be controlled with built-in louvers and barn doors. The broad, even beam makes it a popular choice for lighting chromakey walls, table top subjects and dura trans images. For special shots the lamps can be operated outside a fixture, taped under desks or laid behind a stack of books. They're cool so they can work very close to the talent without fear of excessive heat.

FEATURES

- Trim and lightweight.
- Excellent soft key for use in fashion photography and digital video production.
- Has built in louvers and barn doors.
- Lamp can operated outside the fixture.

FIXTURE SPECIFICATIONS

Lamps:
4 Lamps

Lamp Type:
F40 / T12

Weight with Lamps:
13 lbs. (5.8kg.)

Dimensions:
51.5 x 13 x 3.5"
(with 6.5" Barndoors)
1310 x 330 x 90mm
(with 165mm Barndoors)

BALLASTS SPECIFICATIONS

BAL-422-120

Input Voltage:
120/VAC 50/60Hz

Output Frequency:
25kHz

Amperage:
5A

Light Switching:
4/2/Off

Weight:
4 lbs. (1.8kg.)

Dimensions:
9.5 x 8.25 x 2.5"
(241 x 222 x 64mm)

LIGHTING TIP

Snoots are long narrow tubes placed in front a light source to keep the light in a narrow tight beam. Snoots are used for hair or other small areas that you want to highlight.

FOTO-FLO 400

Foto-Flo 400 Fixture (CFXF4)
Item # KIFF400F.....259.95

Mounting Plate with Baby Receiver (MTPB41)
Item # KIMPBRRFF400.....87.95

Extension 25' (X1625)
Item # KIFF400E25.....96.50

Foto-Flo 400 Ballast (BAL422120)
The compact Foto-flo 400 ballast attaches to the fixture, for on-board light control or can be removed to operate the lamps remotely.
Item # KIFF400B374.95

For lamps, see pages 556-557

ACCESSORIES

Mounting Plate w/3/8" Pin (MTPK41)
Item # KIMP38FF400.....82.95

Extension Cable 12' (X0912)
Item # KIDE1256.95

4' Louver/Black (LVR4804B)
Item # KI44BLB19.95

FOTO-FLO 400 KIT

Foto-Flo 400 Kit 120VAC (KITF4120)
Consists of:
1- Foto-Flo 400 System
1- 6-Lamp Carry Case
1- Travel Case
Dimensions: 54 x 20 x 8"
(1372 x 508 x 203mm)
Weight: 35 lbs. (15.5kg.)
Item # KIFF400K.....1049.95



PHOTOMETRICS

Distance	Footcandles	Lux	F-Stop*
2' (0.6m)	432	4651	16
4' (1.2m)	140	1507	8.5
10' (3.0m)	28	305	4.0
12' (3.7m)	20	220	2.8


1 foot candle = 10.76 lux. F-stops provided as a general guide only. *With ISO 100 film @ 1/8 sec.

KINO FLO/SAMIGON

FOTO-FLO 200/RING LIGHT

CONTINUOUS LIGHTING

COOL LIGHTS



The new Foto-Flo 200 is the featherweight version of the Foto-Flo 400. It's half the size but includes the same intelligent design features such as a removable ballast for on-board or remote light control, and a new twist-on center mount. This provides 360 degrees of fixture rotation and attaches directly to a light stand. The Foto-Flo 200 can be used as a soft edge light when turned vertically, as a soft fill when mounted horizontally, or as a flattering eye-light over the camera. Tucked into a corner of a room or from a low drop ceiling it can display ample key and fill light for corporate video productions. Fixtures are portable, controllable and durable for location or studio work. The electronic ballasts operate lamps flicker free and on high output.

FEATURES

- Featherweight with same design features as Foto-Flo 400
- Has 360 rotation and mounts directly to a light stand
- Flattering eyelight when used over the camera.

FIXTURE SPECIFICATIONS

Lamps: 2
Lamp Type: F40 / T12
Weight with Lamps: 9 lbs. (4.0kg.)
Dimensions: 51.5 x 7.5 x 3.5" (with 6.5" Barndoors)
 1310 x 190 x 90mm (with 165mm Barndoors)

BALLASTS SPECIFICATIONS

BAL-222-120
Input Voltage: 120/VAC 50/60Hz
Output Frequency: 25kHz
Amperage: 2.5A
Light Switching: 2/Off
Weight: 3 lbs. (1.3kg.)
Dimensions: 11.5 x 5 x 2.5" (292 x 127 x 64mm)

ACCESSORIES

Mounting Plate with 3/8" Pin (MTPK41)
 Item # **KIMP38FF200**.....**82.95**

Extension Cable 12' (X0912) Item # **KIDE12****56.95**

4' Louver/Black (LVR4804B) Item # **KI44BLB****19.95**

PHOTOMETRICS

Distance	Footcandles	Lux	F-Stop*
2' (0.6m)	233	2508	8
4' (1.2m)	82	883	5.6
10' (3.0m)	16	169	1.8
12' (3.7m)	11	123	1.3

1 foot candle = 10.76 lux. F-stops provided as a general guide only. *With ISO 100 film @ 1/8 sec.

FOTO-FLO 200

Foto-Flo 200 Fixture (CFXF2)
 Item # **KIFF200F**.....**196.95**

Mounting Plate with Baby Receiver (MTPB41)
 Item # **KIMPBRFF200**.....**87.95**


Extension 25' (X1625)
 Item # **KI4BE25**.....**96.50**

Foto-Flo 200 Ballast (BAL222120)
 Operates flicker free and on high output.
 Item # **KIFF200B****218.95**

For lamps, see pages 556-557



SAMIGON



FLR-1 Fluorescent Ring Light with Translucent Snoot for Digital and Film Cameras (CSA309)

- What you see is what you get
- Constant 5000° fluorescent ring light
- Provides even, shadow-free lighting
- Avoids synchronization problems with digital cameras
- Eliminates guesswork about shadows and light coverage
- Translucent snoot concentrates and intensifies the light
- Uses 6 AA batteries for portability or AC adapter (not included)
- Includes 49mm, 52mm and 55mm adapters to fit most cameras

Item # **SAFRL**.....**119.95**

AC Adapter for FRL-1 Ring Light (CSA310)
 Item # **SAACAFRL**.....**11.95**

Bracket System for FRL-1 Ring Light (CSA312)
 Enables the use of Ring Light on cameras when it can not be mounted directly on the lens.
 Item # **SABSFRL****29.95**

KINO FLO

COOL LIGHTS

FOTO-FLO 44



Kino Flo's new Foto-Flo 44 displays a broad, even beam ideally suited to lighting chromakey sets, small news and interview stages, and distance learning facilities. Still photographers particularly have embraced the Foto-Flo 44's uniquely soft color correct light and it's cool operation for fashion and digital table top work. The Foto-Flo 44 is favored by many lighting professionals because it combines the best features of the portable and studio lighting instruments in one design. The center mount system provides 360 degrees of fixture rotation like other Foto-Flos, while the high output, flicker free ballasts mounts permanently on the fixture for on-board light control. Energy efficient and bright, the Foto-Flo 44 can power daylight, tungsten or colored lamps at twice the light output as standard fluorescent fixtures. It comes with built-in barndoors, a 15' (4.6m) power cable and a detachable focusing louver to help control the spread and direction of the light.

FEATURES

- Displays a broad even beam suited for multiple applications
- Provides soft color correct light with cool operation
- Combines the best portable and studio design in one fixture
- On-board high output flicker free ballast
- Delivers twice the output of other standard fluorescent fixtures

FOTO-FLO 44

Foto-Flo 44 Fixture
120VAC (FT44120)
Item # **KIFF44SK****811.95**

Foto-Flo 44 Fixture
230VAC (FT44230)
Item # **KIFF44SKX**.....**811.95**

For lamps, see pages 556-557

FIXTURES SPECIFICATIONS

120VAC
Input Voltage:
120/VAC 50/60Hz
Output Frequency:
25kHz
Amperage: 5
Lamps: 4
Lamp Type:
F40 / T12
Light Switching:
4/2/Off
Weight:
16 lbs. (7.2kg.)
Dimensions:
51.5 x 13 x 6.5"
(with 6.5" Barndoors)
1310 x 330 x 90mm
(with 165mm Barndoor)

230VAC
Input Voltage:
230/VAC
Output Frequency:
25kHz 50/60Hz
Amperage: 2.5
Lamps: 4
Lamp Type:
F40 / T12
Light Switching:
4/2/Off
Weight:
17 lbs. (7.6kg.)
Dimensions:
51.5 x 13 x 6.5"
(with 6.5" Barndoors)
1310 x 330 x 90mm
(with 165mm Barndoor)

ACCESSORIES

Lollipop with 3/8" Pin (MTPL)
Item # **KIL38****19.95**

4' Louver/Black (LVR4804B)
Item # **KI44BLB****19.95**

4' Flozier Diffuser (DFS4804)
Item # **KI4BFF4FF44****99.95**

FOTO-FLO 44 KITS

Foto-Flo 44 Kit
120VAC (KITF44120)
Consists of:
1- Foto-Flo 44 System
1- 6 Lamp Carry Case
1- Travel Case
Dimensions: 54 x 20 x 8" (1372 x 508 x 203mm)
Weight: 38 lbs. (17kg.)
Item # **KIFF44CK****1049.95**

Foto-Flo 44 Kit
230VAC (KITF44230)
Same as above in 230V.
Item # **KIFF44CKX**.....**1049.95**



PHOTOMETRICS

Distance	Footcandles	Lux	F-Stop*
2' (0.6m)	432	4651	1.6
4' (1.2m)	140	1507	8.5
10' (3.0m)	28	305	4.0
12' (3.7m)	20	220	2.8

*1 foot candle = 10.76 lux. F-stops provided as a general guide only. *With ISO 100 film @ 1/8 sec.*

FLATHEAD 80 FOTO/TRILITE

COOL LIGHTS



The Flathead 80 System works very much like the vaunted Foto-Flo 400, but it delivers twice as much light. The Flathead 80 comes with Kino Flo's custom Hollywood-style True Match lamps and reflector technology that displays a very soft, flattering beauty light. Idea for fashion and portrait photography.

Lamps can be controlled remotely with a pair of Foto-Flo ballasts. It's cool and lightweight enough to be hand held or mounted directly to walls and ceilings. a special parabolic louver focuses the beam. Cardholder "bumpers" at each corner have also been added for hanging the fixtures, or for attaching foam core cutters or black cloth.

FEATURES

- Delivers twice as much light as the Foto-Flo 400.
- Uses Hollywood-style True Match lamps.
- Ideal for fashion and portrait photography.
- Can be hand held, ceiling or wall mounted.

FIXTURE SPECIFICATIONS

Lamps: 8
Lamp Type: F40 / T12
Weight with Lamps: 26 lbs. (11.8kg.)
Dimensions: 51 x 24 x 4.13" (1295x616x105mm)

BALLASTS SPECIFICATIONS

BAL-422-120 (Need 2)
Input Voltage: 120/VAC 50/60Hz
Output Frequency: 25kHz
Amperage: 2 x 5A = 10A
Light Switching: 4/Off/2
Weight: 4 lbs. (2.2kg.)
Dimensions: 9.5 x 8.3 x 2.5" (241 x 222 x 64mm)

ACCESSORIES

Extension (X1612) **Item # KIABE12FH8074.50**
 Louver/Black (LVR180B) **Item # KILBIF8017.50**
 Ship Case / 1 System (KASF801) **Item # KIFH80C1509.95**

PHOTOMETRICS

Distance	Footcandles	Lux	F-Stop*
4' (1.2m)	285	3068	11
6' (1.8m)	140	1507	8
10' (3.0m)	58	642	5.6

1 foot candle = 10.76 lux. F-stops provided as a general guide only. *With ISO 100 film @ 1/8 sec.

FLATHEAD 80 SYSTEM KIT

Flathead 80 System Kit (SYS4808S120)
 Consists of:
 1- Flathead 80 fixture
 2- 4-bank ballasts
 1- Mounting plate
 2- 25' extension cables
Item # KIFH80SK1914.95

For lamps, see pages 556-557



BOWENS

TriLite (BW3320)

The TriLite uses a specially designed, nonflicker fluorescent lamp in order to emit a cold, daylight balanced directional light. It combines three 25w tungsten lamps with a bright, efficient reflector, creating the directional abilities of a normal reflector type lamp. The light output of the TriLite is equivalent to 375w of tungsten light with a daylight balance of 6400K. When used close to a subject, this will produce a significant level of illumination. Since the light is a cold source, it is ideal for illuminating subjects that may be affected by the high levels of heat associated with tungsten lamps. The TriLite is also perfect for digital scanning and single-capture digital cameras. For added versatility, any softbox can be mounted over the unit in place of the reflector, transforming the directional TriLite into a soft light source with a light quality similar to a fluorescent array. Includes: TriLite, 3 lamps, opal diffuser, high intensity reflector and adjustable stand bracket.

Item # BOTLLH.....274.95



Trilite Kit

Includes:
 2- Trilites 2- 7' Stands
 1- Model 70 Med. Cocoon
Item # BOTDLK658.95

KINO FLO

COOL LIGHTS

DIVA-LITE 400




Kino Flo has revolutionized its award winning location lighting systems by creating the Diva-Lite 400 and Diva-Lite 200 series especially designed for digital video capture. The new Diva-Lite portable dimming soft lights bring Kino Flo's advanced professional lighting to the digital video generation. The Diva-Lite 400 Universal, for example, boasts Kino Flo's trademark modular fixture designs with a full range dimming system that operates on a universal power supply (100 VAC to 265 VAC). The Diva-Lite 400 excels as a soft key and fill source for globetrotting DV shooters.

DIVA-LITE 400

Diva-Lite 400 (DIV400120)
 Item # **KIDL400CF****789.95**

Diva-Lite 400 230V (DIV400230)
 Item # **KIDL400CFX**.....**789.95**

Diva-Lite 400 Universal (DIV400120)
 Item # **KIDL400CFU****1039.95**



Diva-Lite 400 Kit

ACCESSORIES

Gel Frame (GFRD4)
 Item # **KIDL400GF****26.50**

Louver/Silver (LVRD4S)
 Item # **KIDL400LS**.....**17.50**

Diva-Lite 400 Flozier (DFSD4)
 Item # **KIDL400FF**.....**79.95**

Lollipop with Baby Receiver (MTPLB)
 Item # **KIKLBR**.....**33.50**

Diva-Lite 400 Case (KASD4C)
 Item # **KIDL400TC**.....**284.50**

Diva-Lite Lamp Case (KASCL6)
 Item # **KI6LCC55**.....**19.95**

Diva-Lite 400

For lamps, see pages 556-557

DIVA-LITE 400 KITS

Diva-Lite 400 Kit 120VAC (KITD4120)
 Consists of:
 1- Diva-Lite 400 Fixture
 1- Flozier Diffuser
 1- Removable Lamp Case
 1- Travel Case
 Dimensions:
 28 x 7.75 x 18"
 (711 x 197 x 457mm)
 Weight: 25 lbs. (11.5kg.)
 Item # **KIDL400SK****1039.95**

Diva-Lite 400 Kit 230VAC (KITD4230)
 Same as above 220-240V.
 Item # **KIDL400SKX**.....**1039.95**

Diva-Lite 400 Kit Universal (KITD4120U)
 Same as above 100-265V.
 Item # **KIDL400USK****1328.50**

FIXTURES SPECIFICATIONS

DIVA-LITE 400 120VAC
Input Voltage: 120/VAC 50/60Hz
Output Frequency: 30kHz
Dimming Range: 100-5%
Amperage: 2.14A
Lamps: 4
Lamp Type: CK55/T5
Weight: 14 lbs. (6.5kg.)
Dimensions: 26 x 12 x 6.2" (with 5.5" barndoors)
 660 x 305 x 159mm (with 140mm barndoors)

DIVA-LITE 400 230VAC
Input Voltage: 220-240VAC 50/60Hz
Output Frequency: 30kHz
Dimming Range: 100-5%
Amperage: .92A
Lamps: 4
Lamp Type: CK55/T5
Weight: 14 lbs. (6.5kg.)
Dimensions: 26 x 12 x 6.2" (with 5.5" barndoors)
 660 x 305 x 159mm (with 140mm barndoors)

DIVA-LITE 400 Universal
Input Voltage: 100-265VAC 50/60Hz
Output Frequency: 30kHz
Dimming Range: 100-5%
Amperage: .92A
Lamps: 4
Lamp Type: CK55/T5
Weight: 14 lbs. (6.5kg.)
Dimensions: 26 x 12 x 6.2" (with 5.5" barndoors)
 660 x 305 x 159mm (with 140mm barndoors)

PHOTOMETRICS

Distance	Footcandles	Lux	F-Stop*
2' (0.6m)	540	2000	8.5
4' (1.2m)	153	1087	5.65
10' (3.0m)	30	334	4
12' (3.7m)	25	255	2.85

1 foot candle = 10.76 lux. F-stops provided as a general guide only. *With ISO 100 film @ 1/8 sec.

LIGHTING TIP

Always make sure your cameras shutter is set to the correct flash synch speed. If your flash is not in synch with the shutter, it can cause unexposed bands of film that will ruin a once in a lifetime shot.

DIVA-LITE 200

COOL LIGHTS



Kino Flo has revolutionized its award winning location lighting systems by creating the Diva-Lite 400 and Diva-Lite 200 series especially designed for digital video capture. The new Diva-Lite portable dimming soft lights bring Kino Flo's advanced professional lighting to the digital video generation. The Diva-Lite 400, for example, boasts Kino Flo's trademark modular fixture designs with a full range dimming system that operates on a universal power supply (100 VAC to 265 VAC). The Diva-Lite 400 excels as a soft key and fill source for globe-trotting DV shooters. The very compact Diva-Lite 200 answers the need for an even smaller, lightweight source especially well suited to ENG, EFP and documentary style field work.

Diva-Lite
200

FEATURES

- New series especially designed for digital video capture.
- Portable modular fixture with a full range dimming system.
- 200 Series is well suited to ENG EFP and documentary style field work.

FIXTURES SPECIFICATIONS

DIVA-LITE 200 120VAC

Input Voltage:
120/VAC 50/60Hz

Output Frequency:
30kHz

Dimming Range: 100-5%

Amperage: 1.07A

Lamps: 2

Lamp Type:
CK55/T5

Weight:
8.5 lbs. (3.8kg.)

Dimensions:
26 x 7.5 x 6.25"
(with 3.5" barndoors)
660 x 191 x 159mm
(with 90mm barndoors)

DIVA-LITE 200

Diva-Lite 200 (DIV200120)
Item # KIDL200CF544.95

Diva-Lite 200 230V (DIV200230)
Same as above in 230V.
Item # KIDL200CFX.....544.95

DIVA-LITE 200 230VAC

Input Voltage:
220-240VAC 50/60Hz

Output Frequency:
30kHz

Dimming Range: 100-5%

Amperage: .60A

Lamps: 2

Lamp Type:
CK55/T5

Weight:
8.5 lbs. (3.8kg.)

Dimensions:
26 x 7.5 x 6.25"
(with 3.5" barndoors)
660 x 191 x 159mm
(with 90mm barndoors)



PHOTOMETRICS

Distance	Footcandles	Lux	F-Stop*
2' (0.6m)	360	1453	8
4' (1.2m)	95	690	5.6
10' (3.0m)	15	155	2.8
12' (3.7m)	10	120	2.5

1 foot candle = 10.76 lux. F-stops provided as a general guide only. *With ISO 100 film @ 1/8 sec.

ACCESSORIES


- Gel Frame (GFRD2)**
Item # KIDL200GF26.50
- Louver/Silver (LVRD2S)**
Item # KIDL200LS.....17.50
- Diva-Lite 200 Flozier (DFSD2)**
Item # KIDL200FF.....82.95
- Lollipop with Baby Receiver (MTPLB)**
Item # KIKLBR.....33.50
- Diva-Lite 200 Case (KASD2C)**
Item # KIDL200TC.....218.95
- Diva Rolling Case (KASD2R)**
Item # KIDL200RC2.....393.95
- For lamps, see pages 556-557*

DIVA-LITE 200 KITS

- Diva-Lite 200 Kit 120VAC (KITD2120)**
Consists of:
1- Diva-Lite 200 Fixture
1- Flozier Diffuser
1- Travel Case
Dimensions: 28 x 7.75 x 14"
(711 x 197 x 355mm)
Weight: 16 lbs. (7kg.)
Item # KIDL200SK797.95
- Diva-Lite 200 Kit 230VAC (KITD2230)**
Item # KIDL200SKX.....797.95

DIVA-LITE 2 KITS

- Diva-Lite 2 Kit 120VAC (KITD2120/2)**
Consists of:
2- Diva-Lite 200 Fixture
2- Flozier Diffuser
1- Removable Lamp Case
1- Travel Case
Dimensions: 31.5 x 12.5 x 22"
(800 x 317 x 559mm)
Weight: 41 lbs. (18.5kg.)
Item # KIDL2002K1727.95
- Diva-Lite 2 Kit 230VAC (KITD2230/2)**
Same as above in 230V.
Item # KIDL2002KX.....1727.95



If there is must-see TV lighting it must be Kino Flo's Image studio series. The new Image 82, Image 42, and Image 22 are the latest addition to Kino Flo's popular line of Image luminaires. Image 82s display a broad, soft beam especially valued by lighting designers for illuminating television broadcast news sets, chromakey walls, virtual studios and large video production facilities. Eight-lamp Kino Flo fixtures often serve as key lights and fill sources on commercial and television production sets.

For smaller stages, the Kino Flo Image 42 and Image 22 reign supreme. The fixture's shallow profile makes them easy to hang from a low ceiling or in a tight corner off camera.

The only fluorescent lighting company to win an Academy Award, Kino Flo style lighting brings a special touch to any studio project. It's the difference between a flat video and an artistically rendered portrait. Image fixtures are easy on the eyes. They don't need much power. They're cool. Lamp life far exceeds that of traditional tungsten hot lights.

All the Image fixtures take Kino Flo's True Match studio lamps. On-board switching powers lamps in pairs, while a removable gel frame and focusing louver control the spread and intensity of the light.

In addition, each fixture comes with a 15' power cord.

FEATURES

- Display a broad, soft beam, for multiple use.
- Shallow profile, excellent for low ceiling mounting or in tight corners.
- Have a longer lamp life than traditional tungsten hot lights.
- All fixtures use True Match studio lamps.
- Fixtures include gel frames and silver louvers.

IMAGE 82

Image 82 (IMG82120) : Image 82 230VAC (IMG82230)
 Item # KIIM82SK1744.95 : Item # KIIM82SKX.....1744.95

IMAGE 42

Image 42 (IMG42120) : Image 42 230VAC (IMG42230)
 Item # KIIM42SK.....957.95 : Item # KIIM42SKX.....957.95

IMAGE 22

Image 22 (IMG22120) : Image 22 230VAC (IMG22230)
 Item # KIIM22SK.....719.95 : Item # KIIM22SKX.....719.95

For lamps, see pages 556-557

PHOTOMETRICS

IMAGE 82

Distance	Footcandles	Lux	F-Stop*
4' (1.2m)	285	3068	11
6' (2.4m)	140	1507	8
10' (3.0m)	58	642	5.6
12' (3.7m)	42	455	4.5

PHOTOMETRICS

IMAGE 42

Distance	Footcandles	Lux	F-Stop*
2' (0.6m)	432	4651	16
4' (1.2m)	140	1507	8
10' (3.0m)	28	305	4
12' (3.7m)	20	220	2.83

PHOTOMETRICS

IMAGE 22

Distance	Footcandles	Lux	F-Stop*
2' (0.6m)	250	2691	11
4' (1.2m)	71	764	5.6
10' (3.0m)	23	244	2.85
12' (3.7m)	16	173	2.5

1 foot candle = 10.76 lux. F-stops provided as a general guide only. *With ISO 100 film @ 1/8 sec.

FIXTURES SPECIFICATIONS

IMAGE 82 120VAC

Input Voltage:
120/VAC 50/60Hz

Output Frequency:
25kHz

Amperage: 10A

Lamp Switching:
8/6/4/2/Off

Lamp Type:
F40/T12

Weight:
34 lbs. (16.7kg)

Dimensions:
54.5 x 32.63 x 6.25"
(1384 x 829 x 159mm)

IMAGE 82 230VAC

Input Voltage:
230/VAC 50/60Hz

Output Frequency:
25kHz

Amperage: 5A

Lamp Switching:
8/6/4/2/Off

Lamp Type:
F40/T12

Weight:
34 lbs. (16.7kg)

Dimensions:
54.5 x 32.63 x 6.25"
(1384 x 829 x 159mm)

IMAGE 42 120VAC

Input Voltage:
120/VAC 50/60Hz

Output Frequency:
25kHz

Amperage: 5A

Lamp Switching:
4/2/Off

Lamp Type:
F40/T12

Weight:
20 lbs. (10kg)

Dimensions:
54.5 x 20.5 x 6.25"
(1384 x 514 x 159mm)

IMAGE 42 230VAC

Input Voltage:
230/VAC 50/60Hz

Output Frequency:
25kHz

Amperage: 2.5A

Lamp Switching:
4/2/Off

Lamp Type:
F40/T12

Weight:
20 lbs. (10kg)

Dimensions:
54.5 x 20.5 x 6.25"
(1384 x 514 x 159mm)

IMAGE 22 120VAC

Input Voltage:
120/VAC 50/60Hz

Output Frequency:
25kHz

Amperage: 1.8A

Lamp Switching:
4/2/Off

Lamp Type:
F20/T12

Weight:
13 lbs. (6.3kg)

Dimensions:
30.5 x 20.25 x 6.25"
(775 x 514 x 159mm)

IMAGE 22 230VAC

Input Voltage:
230/VAC 50/60Hz

Output Frequency:
25kHz

Amperage: 9A

Lamp Switching:
4/2/Off

Lamp Type:
F20/T12

Weight:
13 lbs. (6.3kg)

Dimensions:
30.5 x 20.25 x 6.25"
(775 x 514 x 159mm)

ACCESSORIES

IMAGE 82

Gel Frame (Repl.) (GFRI80)
Item # KII80GF.....**29.95**

Louver Silver (Repl.) (LVRI80S)
Item # KII80LS.....**19.95**

Junior Pin (MTP180)
Item # KIIIPA.....**49.95**

Barndoors (BRDI80)
Item # KIBD4180.....**369.95**

IMAGE 42

Gel Frame (Repl.) (GFRI40)
Item # KII40GF.....**26.50**

Louver Silver (Repl.) (LVRI40S)
Item # KII40LS.....**17.50**

Junior Pin (MTP180)
Item # KIIIPA.....**49.95**

Barndoors (BRDI40)
Item # KIBD4140.....**284.50**

IMAGE 22

Gel Frame (Repl.) (GFRI20)
Item # KII20GF.....**26.50**

Louver Silver (Repl.) (LVRI20S)
Item # KII20LS.....**17.50**

Junior Pin (MTP180)
Item # KIIIPA.....**49.95**


Barndoors (BRDI20)
Item # KII20B4.....**196.95**

**Baby Receiver
for Image 42/22 only (MTP140)**
Item # KIIBRA4020.....**49.95**

Image Series Accessories

VIDESSENCE

Lightweight kit for easy handling features two mini versions of the Modular Series fixtures. Provided complete with stands, remote ballast box, two sets of lamps (daylight and tungsten), power cords and mounting adapters. Soft case has separate compartments to protect the contents during travel.



Videscence Double Fixture MODKIT (KM2055SB)

Contents:

- (2) MO55-155BX 120 or 230V non-dim fixtures, 55W compact fluorescent multi purpose fixture that provides even coverage for short throw studio, ENG or OB lighting applications. Fixture has a hardwired 15' power cord
- (1) PD-2X55/CB-P16 power supply with 16' cord
- (2) MT-LOS-KH folding heavy kit stands
- (2) MT-MH-BS 5/8" baby stud mounting adapter
- (2) L-BX55/32 tungsten color 55 watt biax lamp
- (2) L-BX55/55 daylight color 55 watt biax lamp
- (1) CS-KM2055-SB soft bag


Dimensions: 30 x 12 x 9"
(76.2x30x22.9cm)

Item # VIKM2055SB...**1049.95**

KINO FLO

KAMIO SYSTEM

COOL LIGHTS



The places you can go with this new lightweight Kamio ring light from Kino Flo. Its unique halo of soft illuminations is an ideal beauty light. The Kamio system comes with a Kamio fixture and dimming ballast. The fixture includes a reflector, detachable head extension, and matte box assembly with lens mount clamp and filter tray holders. Accessories include step-down lens adapters, an eyebrow, sunshades and 4x5.65" filter trays. Its flicker free, remote dimming ballast uses 12VDC power to operate the True Match ring lamps.

For lamps, see pages 556-557

KAMIO SYSTEM

Kamio Fixture (KAM1)
Item # **KIKL1120****1399.95**

Dimming Ballast
12VDC (BAL130X4)
Item # **KIKB****218.95**

Tungsten Ring
Light 6" (06CK32)
Item # **KI6KF32KL****82.95**

Daylight Ring
Light 6" (06CK55)
Item # **KI6KF55CL****82.95**

KAMIO LENS ADAPTER TABLE

- Lens Adapter 80mm
Fits: Zeiss Super Speed Lenses
- Lens Adapter 85mm
Fits: Many Fujinon & Canon Lenses
- Lens Adapter 95mm
Fits: Zeiss Ultra and Canon Zoom Lenses
- Lens Adapter 110mm
Fits: Cooke Prime Lenses



ACCESSORIES

Lens Adapter 80mm (KAM80)
Item # **KIKSDR80****82.95**

Lens Adapter 85mm (KAM85)
Item # **KIKSDR85****82.95**

Lens Adapter 95mm (KAM95)
Item # **KIKSDR95****82.95**

Lens Adapter 110mm (KAM110)
Item # **KIKSDR110****82.95**

Kamio Sunshade (2pk) (KAM1S)
Item # **KIKBS****393.95**

Power Supply
120VAC (PWS136120/X4)
Item # **KIKPS100250****257.95**

Kamio Eyebrow (KAM1L)
Item # **KIKBL****192.50**

Filter Tray (GFRKAMF)
Item # **KIKFH****203.95**

Gel Frame (GFRKAM1)
Item # **KIKGF****12.95**

Gel Cutting Template (GFRKAM1T)
Item # **KIKGFT****26.50**

Travel Case (KASKAM1)
Item # **KIKTC****279.95**

Single Extension
Cable 25' (X0425)
Item # **KISE2512****53.95**

FIXTURE SPECIFICATIONS

KAMIO

- Lamp Type: FC20 / T5
- Lamp Diameter: 6" (152mm)
- Weight w/Lamp: 1 lb. (.45kg)
- Dimensions: 9.9 x 9.1 x 3.9" (251.3 x 230 x 98.6mm)

DIMMING BALLAST

- Input Voltage: 12VDC
- Frequency: 25kHz
- Dimming: 100%-15%
- Amperage: FC20/3ADC

12V SINGLE KIT



If you need a softlight for illuminating small cramped interiors, such as a bus, an elevator, a helicopter cockpit, or to use as an Obie light, the 12V Single System will deliver a picture perfect solution. The compact portable light is dimmable and most often comes in a travel kit that also includes power adapter cables. One of the most versatile location lighting products, the 12V Single System's ballast can operate 15" to 4" lamps, in T8 or T12 styles, and is compatible with the 120VAC Single System components.

Consists of:

- 2- Dimming Ballast, 120VDC
- 2- 15-inch Fixtures
- 2- Extension Cables 25'
- 1- DC Car Plug Adapter
- 1- DC Alligator Clip Adapter
- 1- Travel Case
- Dimensions: 15" Single Fixture: 17.25 x 3.5 x 2.5" (438x90x65mm)
- Dimming Ballast: 9.5 x 6.5 x 2.25" (240 x 165 x 57mm)
- Weight: Single Fixture w/Lamp: 15 oz. (425g)
- Dimming Ballast: 3 lbs. (1.35kg)
- 12V Single Kit (KIT130)
Item # **KI12SSK****798.95**

PHOTOMETRICS

Distance	Footcandles	Lux	F-Stop*
1' (0.3m)	112	1210	8
2' (0.6m)	45	495	4.5
3' (0.9m)	27	290	4
4' (1.2m)	17	185	2.8

1 foot candle = 10.76 lux. F-stops provided as a general guide only. *With ISO 100 film @ 1/8 sec.

MICRO-FLO KIT

The Micro-Flo 12 volt lighting system operates 4-inch (100mm) and 6-inch (150mm) lamps, in True Match daylight, tungsten and visual effects colors pink, green and blue. Like other portable Kino Flos, the Micro-flo system has a remote, high output ballast that is flicker free. It runs on 12VDC or 120/230VAC with a special power supply. The lamps can be seen on thousands of television, feature film and video productions, lighting inside space helmets, behind beverage or perfume bottles, and other tight shots too difficult to light with conventional sources.

Consists of:

- 4- Micro-Ballast
- 2- Power Supply, 120VAC
- 2- Splitter Cable
- 4- Accessory Box
- 1- Travel Case
- Dimensions: 9-inch Reflector: 10.5 x 2.75 x 2.5" (260 x 70 x 64mm)
- Dimming Ballast: 3 x 3 x 1.8" (76x76x46mm)
- Weight: 9" Reflector: 8 oz. (227g)
- Dimming Ballast: .9 oz. (255g)

Micro-Flo Kit 120VAC (KIT132120)
Item # KIMCFSK.....659.50

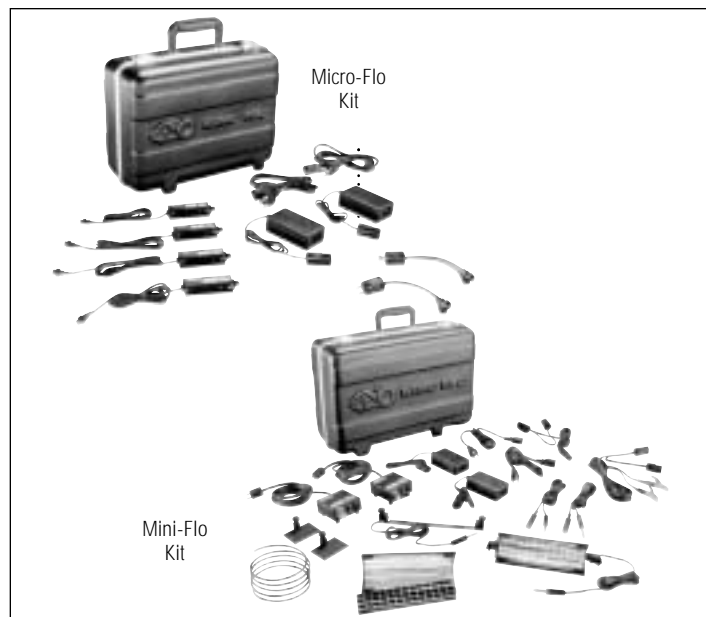
MINI-FLO KIT

The Mini-Flo is one of the smallest portable light sources. The Mini-Flo can be found on film sets lighting nighttime car interiors or mounted on cameras as small Obie lights. Rows of the dimming Mini-Flos are also built into TV anchor desks as soft fill sources. Each travel kit comes with a pair of 9" Mini-Flo Single Systems, which take Kino Flo True Match daylight and tungsten balanced lamps and accessories.

Consists of:

- 2- Dimming Ballast 12VDC
- 2- Power Supply, 120VAC
- 2- 9" Complete Fixture
- 2- Extension Cable, 12'
- 1- DC Car Plug Adapter
- 1- DC Alligator Clip Adapter
- 1- Flex Arm, 6' Coil
- 2- Flex Arm Mount
- 1- Travel Case
- Dimensions: 9-inch Fixture: 10.25 x 2.75 x 2.5" (260 x 70 x 64mm)
- Dimming Ballast: 3 x 3 x 1.8" (76 x 76 x 46mm)
- Weight: 9-inch Fixture: 8 oz. (227g) Dimming Ballast: 9 oz. (255g.)

Mini-Flo Kit 120VAC (KIT13909)
Item # KIMFSK.....739.50



KAMIO 6 KITS



Kamio 6 Kit (On-Camera/2-Stage) (SKITKAM6)
Kit includes:

- 1- Kamio 6 Ring Light (112mm) w/2-Stage Filter Tray and detachable 3' Harness (KAM6)
 - 1- Kamio On-Camera 12V Ballast w/ 4-Pin XLR Cable (BAL141X)
 - 1- Kamio Mount (MTP141)
 - 1- Baby Pin Shoe Mount (MTP141S)
 - 1- Kamio Extension Cable 15' (X0415K)
 - 1- 6.5 Amp/AC Power Supply w/4-Pin XLR (PWS134/X4) (Edison and German Plugs)
 - 1- 2PK of Short Barndoors "Sun Shade" (KAM6S)
 - 1- Long Barndoor "Eyebrow" (KAM6L)
 - 4- Gel Frames (GFRKAM6)
 - 1- Gel Frame Template (GFRKAM6T)
 - 1- Travel Case (KASKAM6)
- Item # KIK6K.....2099.95**

*Note: Travel case holds all contents. Adapter Rings and up to 4x6" Circle lamps.

Kamio 6 System (On-Camera/2-Stage) (SYSKAM6)
Kit includes:

- 1- Kamio 6 Ring-Light with 2-Stage Filter Tray & 3' Harness
 - 1- Kamio On-Camera 12V Ballast/4-Pin XLR
 - 1- Kamio Ballast Mount
 - 1- Baby Pin Shoe Mount
- Item # KIK6S.....1076.50**


Kamio 6E System (On-Camera/ENG) (KITKAM6E)
Kit includes:

- 1- Kamio 6E Ring-Light with 3' Harness
 - 1- Kamio On-Camera 12V Ballast/4-Pin XLR
 - 1- Kamio Ballast Mount
 - 1- Baby Pin Shoe Mount
 - 1- Travel Case.
- Item # KIK6ES.....1028.95**

Kamio 6E System (On-Camera ENG) (SYSKAM6E)
Kit includes:

- 1- Kamio 6E Ring-Light with 3' Harness
 - 1- Kamio On-Camera 12V Ballast/4-Pin XLR
 - 1- Kamio Ballast Mount
 - 1- Baby Pin Shoe Mount.
- Item # KIK6ESQ.....856.50**

TRUE MATCH LAMPS



True Match 2900 Kelvin Tungsten

	Part #	Type	Length	Diameter	Base	Wattage	Lumens	Item #	Price
9" KF 29 Uncoated	092-K29	F6/T5	9" (212mm)	.6" (15mm)	Mini Bipin	6		KI9KF29L	19.95
15" KF29 Safety Coated	152-K29-S	F14/T12	15" (360mm)	1.5 (38mm)	Med Bipin	14	1176	KI15KF29L	19.95
2' KF29 Safety Coated	242-K29-S	F20/T12	24" (600mm)	1.5 (38mm)	Med Bipin	20	1680	KI2KF29L	19.95
3' KF29 Safety Coated	362-K29-S	F30/T12	36" (900mm)	1.5 (38mm)	Med Bipin	30	2620	KI3KF29L	26.50
4' KF29 Safety Coated	488-K29-S	F40/T12	48" (1200mm)	1.5 (38mm)	Med Bipin	40	3560	KI4KF29800L	19.95

True Match 3200 Kelvin Tungsten

	Part #	Type	Length	Diameter	Base	Wattage	Lumens	Item #	Price
100mm KF32w/ Harness	100-K32-H	F2/T2	4" (100mm)	.2" (5mm)		2		KI100KF32H	43.95
150mm KF32w/ Harness	150-K32-H	F4/T2	6" (150mm)	.2" (5mm)		4		KI150KF32H	43.95
15" KF32 Safety Coated	152-K32-S	F14/T12	15" (360mm)	1.5" (38mm)	Med Bipin	14	1190	KI15KF32L	19.95
2' KF32 Safety Coated	242-K32-S	F20/T12	24" (600mm)	1.5" (38mm)	Med Bipin	20	1700	KI2KF32L	19.95
3' KF32 Safety Coated	362-K32-S	F30/T12	36" (900mm)	1.5" (38mm)	Med Bipin	30	2670	KI3KF32L	26.50
4' KF32 Safety Coated	488-K32-S	F40/T12	48" (1200mm)	1.5" (5mm)	Med Bipin	40	3640	KI43200TL	22.50

True Match 5500 Kelvin Daylight

	Part #	Type	Length	Diameter	Base	Wattage	Lumens	Item #	Price
100mm KF55w/ Harness	100-K55-H	F2/T2	4" (100mm)	.2" (5mm)		2		KI100KF55H	43.95
150mm KF55w/ Harness	150-K55-H	F4/T2	6" (150mm)	.2" (5mm)		4		KI150KF55H	43.95
9" KF5 Uncoated	092-K55	F6/T5	9" (212mm)	.6" (15mm)	Mini Bipin	6		KI9KF55L	19.95
15" KF55 Safety Coated	152-K55-S	F14/T12	15" (380mm)	1.5" (38mm)	Med Bipin	14	1120	KI15KF55L	19.95
2' KF55 Safety Coated	242-K55-S	F20/T12	24" (600mm)	1.5" (38mm)	Med Bipin	20	1600	KI2KF55L	22.95
3' KF55 Safety Coated	362-K55-S	F30/T12	36" (900mm)	1.5" (5mm)	Med Bipin	30	2540	KI3KF55L	26.50
4' KF55 Safety Coated	488-K55-S	F40/T12	48" (1200mm)	1.5" (5mm)	Med Bipin	40	3480	KI45500DL	22.50

True Match Compact Lamps

	Part #	Type	Length	Diameter	Base	Wattage	Lumens	Item #	Price
Kino KF29 Tungsten	55C-K29	CK55/T5	21" (533mm)	.6" (15mm)	2G11	55	4500	KIKF2955TL	22.95
Kino KF55 Daylight	55C-K55	CK55/T5	21" (533mm)	.6" (15mm)	2G11	55	4500	KIKF5555DL	22.95

TRUE MATCH LAMPS

True Match Kamio Lamps

	Part #	Type	Length	Diameter	Base	Wattage	Lumens	Item #	Price
Ring Light Tungsten	06-CK32	FC20/T5	0.6" (15mm)	6" (152mm)	G10q	20	1152	KI6KF32KL	82.95
Ring Light Daylight	06-CK55	FC20/T5	0.6" (15mm)	6" (152mm)	G10q	20	1120	KI6KF55CL	82.95

VISUAL EFFECTS LAMPS

Blue 420 mm	Part #	Type	Length	Diameter	Base	Wattage	Item #	Price
2' Blue Safety Coated	242-P10S	F20/T12	24" (600mm)	1.5" (38mm)	Med Bipin	20	KI2BL	23.50
4' Blue Safety Coated	482-S10S	F65/T12	48" (1200mm)	1.5" (38mm)	Med Bipin	65	KI4420BL	23.50
Green 525 mm	Part #	Type	Length	Diameter	Base	Wattage	Item #	Price
100mm Green w/Harness	100-K5-H	F2/T2	4" (100mm)	.2" (5mm)		2	KI100GMH	43.95
150mm Green w/Harness	150-K5-H	F4/T2	6" (150mm)	.2" (5mm)		4	KI150GMH	43.95
2' Green Safety Coated	242-K5-S	F20/T12	24" (600mm)	1.5" (38mm)	Med Bipin	20	KI2525GL	19.95
UV Blacklight 350 mm	Part #	Type	Length	Diameter	Base	Wattage	Item #	Price
2' Blacklight Uncoated	242-S9	F20/T12	24" (600mm)	1.5" (38mm)	Med Bipin	20	KI2BLU	23.50
4' Blacklight Uncoated	482-S9	F40/T12	48" (1200mm)	1.5" (38mm)	Med Bipin	40	KI4BLU	23.50

VISUAL EFFECTS LAMPS

Blue 450 mm	Part #	Type	Length	Diameter	Base	Wattage	Item #	Price
100mm Blue w/Harness	100-K4-H	F2/T2	4" (100mm)	.2" (5mm)		2	KI100BMH	43.95
150mm Blue w/Harness	150-K4-H	F4/T2	6" (150mm)	.2" (5mm)		4	KI150BMH	43.95
2' Blue Safety Coated	242-K4-S	F20/T12	24" (600mm)	1.5" (38mm)	Med Bipin	20	KI2450BL	19.95
Red 625 mm	Part #	Type	Length	Diameter	Base	Wattage	Item #	Price
2' Red Safety Coated	242-K8-S	F20/T12	24" (600mm)	1.5" (38mm)	Med Bipin	20	KI2RL	19.95
Pink 612 mm	Part #	Type	Length	Diameter	Base	Wattage	Item #	Price
100mm Pink w/Harness	100-K7-H	F2/T2	4" (100mm)	.2" (5mm)		2	KI100PMH	43.95
150mm Pink w/Harness	150-K7-H	F4/T2	6" (150mm)	.2" (5mm)		4	KI150PMH	43.95
2' Pink Safety Coated	242-K7-S	F20/T12	24" (600mm)	1.5" (38mm)	Med Bipin	20	KI2PL	19.95
Gold 580 mm	Part #	Type	Length	Diameter	Base	Wattage	Item #	Price
2' Gold Safety Coated	242-K6-S	F20/T12	24" (600mm)	1.5" (38mm)	Med Bipin	20	KI2GL	19.95

ACCESSORIES

2' Lamp Safety-Coating Kit, 24 pk. (SFC24) Item # KI2LSCK	117.95	4' Lamp Safety-Coating Kit, 24 pk. (SFC48) Item # KI4LSCK	134.95
---	--------	---	--------

TELESCOPING CASES



4' System Ship Case (KAS41)
 Dimensions: 57 x 9.5 x 15"
 Weight: 37 lbs. (16.6kg.)
 Holds: Foto-Flo 400 System.
Item # KI4SSC.....129.95

4' Lamp Ship Case (KAS48)
 Dimensions: 52.5 x 10.5 x 11.25"
 Weight: 15.5 lbs. (7kg.)
 Holds: (20) 4' Lamps.
Item # KI4LSC.....129.95

4' Fixture Ship Case, Large (KAS54L)
 Dimensions: 57 x 14.75 x 17"
 Weight: 22 lbs. (10kg.)
 Holds: (5) Foto-Flo 400 Fixtures.
Item # KI54FSCL.....146.95

4' Fixture Ship Case, Small (KAS54S)
 Dimensions: 57 x 14.75 x 11.5"
 Weight: 17 lbs. (7.7kg.)
 Holds: (3) Foto-Flo 400 Fixtures.
Item # KI54FSCS.....124.95

Crate with Lid (KASKFC)
 Dimensions: 21.5 x 7.5 x 12.5"
 Weight: 6 lbs. (2.7kg.)
 Holds: Cables, Ballasts & Mounts.
Item # KIBCCCL.....19.95

LAMP PADS

4-Lamp Foam Pad (INSL4)
 Dimensions: 23.75 x 9.25 x 1"
 (603 x 235 x 25.4mm)
 Fits: KAS-48, 72, 96.
Item # KI4LFP.....3.95

6-Lamp Foam Pad (INSL6)
 Dimensions: 23.75 x 13.25 x 1"
 (603 x 337 x 25.4mm)
 Fits: KAS-54S, 54L, 96L.
Item # KI6LFP.....3.95

CLAMSHELL CASES

12V Single Kit Travel Case (KAS12V)
 Dimensions: 21 x 7.5 x 16.75"
 Weight: 6 lbs. (2.7kg)
 Holds: 12V Single Kit Items.
Item # KI12TC.....152.95

Diva-Lite 200 Travel Case (KASD2C)
 Dimensions: 28 x 7.75 x 15"
 Weight: 9 lbs. (4kg)
 Holds: Diva-Lite 200 Fixture.
Item # KIDL200TC.....218.95

Diva-Lite 400 Travel Case (KASD4C)
 Dimensions: 27.75 x 7.75 x
 Weight: 12 lbs. (5.4kg)
 Holds: Diva-Lite 400 Fixture.
Item # KIDL400TC.....284.50

Diva-Lite Rolling Case (KASD2R)
 Dimensions: 31.5 x 12.5 x 22"
 Weight: 22.4 lbs. (10kg)
 Holds: (2) Diva-Lite 200 Fixtures.
Item # KIDL200RC2.....393.95

Kamio Kit Travel Case (KASKAM1)
 Dimensions: 22 x 16 x 11"
 Weight: 12 lbs. (5.4kg)
 Holds: Kamio Kit Items.
Item # KIKTC.....279.95

Micro-Flo Kit Travel Case (KASMC)
 Dimensions: 14.25 x 6.5 x 11.5"
 Weight: 4 lbs. (1.8kg)
 Holds: Micro-Flo Kit Items.
Item # KIMCFKTC.....129.95



METAL VALENCE CASES

Foto-Flo Case (KASF4C)
 Dimensions: 54 x 20 x 8"
 Weight: 20 lbs. (9kg)
 Holds: (1) Foto-Flo System.
Item # KITCFF400.....306.50

Flathead 80 Ship Case (1) (KASF801)
 Dimensions: 53.75 x 10 x 28.5"
 Weight: 49 lbs. (20.5kg)
 Holds: Flathead 80 System.
Item # KIFH80C1.....509.95

Flathead 80 Ship Case (2) (KASF802)
 Dimensions: 53.75 x 15 x 29"
 Weight: 87 lbs. (39kg)
 Holds: (2) Flathead 80 Systems.
Item # KIFH80C2.....774.50

Gaffer Ship Case (2) (KASGAF)
 Dimensions: 55.25 x 10 x 23.5"
 Weight: 49 lbs. (20.5kg)
 Holds: (2) Foto-Flo 400 Systems.
Item # KIGKSC.....459.50

Image 22 Ship Case (1) (KASI201)
 Dimensions: 31.25 x 10.25 x 23.5"
 Weight: 18 lbs. (8kg)
 Holds: Image 22 Fixture.
Item # KII20SC.....369.95

Image 22 Ship Case (2) (KASI202)
 Dimensions: 31.25 x 10.25 x 23.5"
 Weight: 18 lbs. (8kg)
 Holds: Image 22 Fixture.
Item # KII20SC.....369.95

Mini-Flo Kit Travel Case (KASMF)
 Dimensions: 19 x 7 x 14"
 Weight: 5 lbs. (2.25kg)
 Holds: Mini-Flo Kit Items.
Item # KITCMFK.....129.95

Lamp Carry Case (T12) (KASC46)
 Dimensions: 50.5 x 5.5 x 3.5"
 Weight: 2 lbs. (.9kg)
 Holds: (6) 4' T12 Lamps.
Item # KI6LCCA.....17.50


Lamp Carry Case (Compact) (KASCL6)
 Dimensions: 24 x 7.75 x 18.75"
 Weight: 1 lb. (.45kg)
 Holds: (6) Compact 55W Lamps.
Item # KI6LCC55.....19.95

Image 42 Ship Case (1) (KASI401)
 Dimensions: 56.5 x 10.25 x 23.5"
 Weight: 29 lbs. (13kg)
 Holds: Image 42 Fixture.
Item # KII40SC.....432.95

Image 82 Ship Case (1) (KASI801)
 Dimensions: 56.5 x 7.75 x 35"
 Weight: 38 lbs. (17kg)
 Holds: Image 82 Fixture.
Item # KII80SC1.....509.95

Image 82 Ship Case (2) (KASI802)
 Dimensions: 56.5 x 16.25 x 35"
 Weight: 98 lbs. (44kg)
 Holds: (2) Image 82 Fixtures.
Item # KII80SC2.....774.50

Kino Flo Cases



REMOTE FIXTURES

- 9" Mini-Flo Fixture (CFX091)
Item # KIMFF9.....69.95
- 15" Single Fixture/12V (CFX15V)
Item # KI12F15.....82.95
- Foto-Flo 200 Fixture (CFXF2)
Item # KIFF200F.....196.95
- Foto-Flo 400 Fixture (CFXF4)
Item # KIFF400F.....259.95
- Flathead 80 Fixture (CFX4808)
Item # KIFH80F.....798.50
- Kamio Fixture (KAM1)
Item # KIKL1120.....1399.95

FIXTURE SHELLS

- 9" Mini-Flo Fixture Shell (FIX091)
Item # KI9MFFS.....17.50
- 15" 12V Single Fixture Shell (FIX15V)
Item # KI15SF12S.....36.95
- Foto-Flo 200 Fixture Shell (FIXF2)
Item # KIFF200FS.....87.50
- Foto-Flo 400 Fixture Shell (FIXF4)
Item # KIF400FS.....122.50
- Flathead 80 Fixture Shell (FIX4808)
Item # KIF80FS.....764.95

REMOTE BALLASTS

- 12V Single Ballast
12vdc (BAL130)
Item # KI12SB.....218.95
- Mini-Flo
Ballast 12vdc (BAL131)
Item # KIMFB.....146.95
- Micro-Flo
Ballast 12vdc (BAL132)
Item # KIMCFB.....87.95
- Foto-Flo 200
Ballast 120VAC (BAL222120)
Item # KIFF200B.....218.95
- Foto-Flo 400
Ballast 120VAC (BAL422120)
Item # KIFF400B.....374.95

BARNDOORS

- Image 22 Barndoors
(Set of 4) (BRD120)
Item # KI120B4.....196.95
- Image 42 Barndoors
(Set of 4) (BRD140)
Item # KI140B4.....284.50
- Image 82 Barndoors
(Set of 4) (BRD180)
Item # KI180B4.....369.95

GEL FRAMES

- Diva-Lite 200 Gel Frame (GFRD2)
Item # KIDL200GF.....26.50
- Diva-Lite 400 Gel Frame (GFRD4)
Item # KIDL400GF.....26.50
- Image 22 Gel Frame (GFR120)
Item # KII20GF.....26.50
- Image 42 Gel Frame (GFR140)
Item # KII40GF.....26.50
- Image 82/Flathead 80 Gel
Frame (GFR180)
Item # KII80GF.....29.95

DIFFUSION MATERIALS

- Foto-Flo 200 Full Flozier (DFS4802)
Item # KI4DFFF200.....109.50
- Foto-Flo 200 Half Flozier (DFS4802H)
Item # KI4DFHFF200.....109.50
- Foto-Flo 400 Full Flozier (DFS4804)
Item # KI4BFF4FF.....99.95
- Foto-Flo 400 Half Flozier (DFS4804H)
Item # KI4BFH4FF.....99.95
- Diva-Lite 200 Full Flozier (DFSD2)
Item # KIDL200FF.....82.95
- Diva-Lite 200 Half Flozier (DFSD2H)
Item # KIDL200FH.....82.95
- Diva-Lite 400 Full Flozier (DFSD4)
Item # KIDL400FF.....79.95
- Diva-Lite 400 Half Flozier (DFSD4H)
Item # KIDL400FH.....79.95

BLACK EGGCRATE LOUVERS

- 9" Mini-Flo Louver-Black (LVR091B)
Item # KI9MFLB.....12.95
- 15" 12V Single Louver-Black
(LVR15VB)
Item # KI15S12LB.....12.95
- Foto-Flo 200 Louver-Black (LVR4802B)
Item # KI4DLB.....17.50
- Foto-Flo 400 Louver-Black (LVR4804B)
Item # KI44BLB.....19.95
- Flathead 80 Louver-Black (LVR180B)
Item # KILBIF80.....17.50

SILVER EGGCRATE LOUVERS

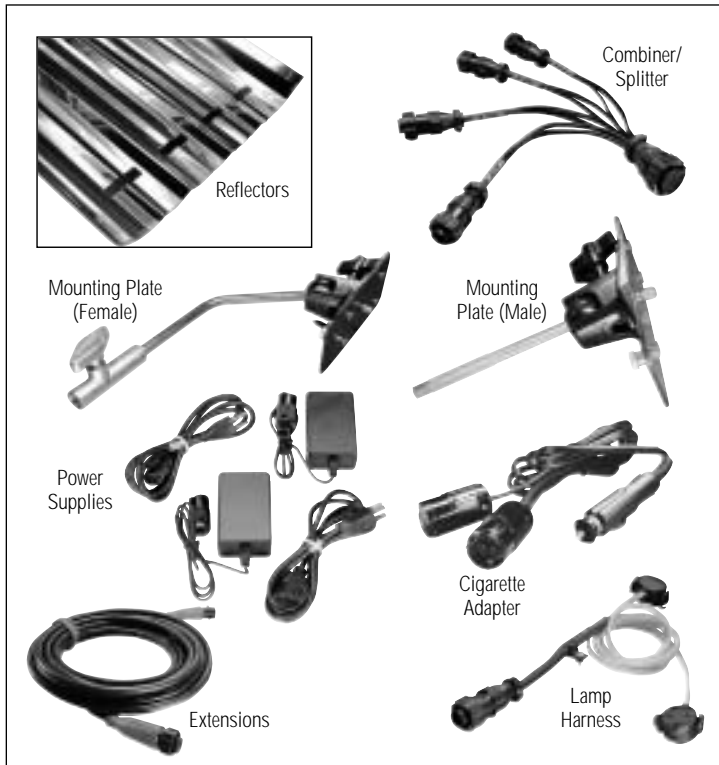
- 9" Mini-Flo Louver
Silver (LVR091S)
Item # KI9MFLS.....12.95
- 15" Single/12V Louver
Silver (LVR15VS)
Item # KI15S12LS.....17.50
- Foto-Flo 200 Louver
Silver (LVR4802S)
Item # KI4DLS.....17.50
- Foto-Flo 400 Louver
Silver (LVR4804S)
Item # KI44BLS.....19.95
- Diva-Lite 200 Louver
Silver (LVRD2S)
Item # KIDL200LS.....17.50
- Diva-Lite 400 Louver
Silver (LVRD4S)
Item # KIDL400LS.....17.50
- Image 22 Louver
Silver (LVR120S)
Item # KII20LS.....17.50
- Image 42 Louver
Silver (LVR140S)
Item # KII40LS.....17.50
- Image 82/Flathead 80 Louver
Silver (LVR180S)
Item # KII80LS.....19.95

FIXTURES w/ON-BOARD BALLASTS

- Diva-Lite 200, 120VAC (DIV200120)
Item # KIDL200CF.....544.95
- Diva-Lite 400, 120VAC (DIV400120)
Item # KIDL400CF.....789.95
- Foto-Flo 44, 120VAC (FT44120)
Item # KIFF44SK.....811.95
- Image 22, 120VAC (IMG-22120)
Complete Fixture.
Item # KIIM22SK.....719.95
- Image 42, 120VAC (IMG-42120)
Complete Fixture.
Item # KIIM42SK.....957.95
- Image 82, 120VAC (IMG82120)
Complete Fixture.
Item # KIIM82SK.....1744.95

COOL LIGHTS

PARTS



MOUNTING PLATES (MALE)

- Image 80/Flathead 80 (MTPIB) Cardholder.
Item # KII80C**19.95**
- Image 42/22 (MTP140) Baby Receiver assembly.
Item # KIIBRA4020**49.95**
- Image 82/42/22 (MTP180) Yoke Junior Pin assembly.
Item # KIJPA.....**49.95**
- Kino "Twist On" Mount (MTPK41) with 3/8 Pin.
Item # KIMP38.....**82.95**
- Kino "Twist On" Mount (MPTK81) with Junior Pin.
Item # KITOMPJP**152.95**
- Kino Lollipop (MTPL) with 3/8 Pin.
Item # KIL38**19.95**
- Flathead 80 Lollipop (MTPLM) with Junior Pin.
Item # KIMLJP.....**82.95**

LAMP HARNESSES

- 9" Mini-Flo Harness (HAR091)
Item # KI9MFH.....**43.95**
- 15" Single Locking Harness (HAR1501)
Item # KI15SLH.....**33.50**
- 2" Single Locking Harness (HAR2401)
Item # KI2SLH.....**33.50**
- 4" Single Locking Harness (HAR4801)
Item # KI4SLH.....**34.50**
- Kamio Harness (HARKAM1)
Item # KIKH6.....**56.95**

EXTENSIONS

- Mini-Flo Extension 12' (X0212S)
Item # KIMFE12**19.50**
- Single Extension 12' (X0412)
Item # KISE12SS**39.50**
- Single Extension 25' (X0425)
Item # KISE25SS**53.95**
- Foto-Flo 200 Extension 12' (X0912)
Item # KIDE12**56.95**
- Foto-Flo 200 Extension 25' (X0925)
Item # KIDE25FF200.....**69.95**

COMBINERS & SPLITTERS

- Foto-Flo 200 to 400 Combiner (X09A16)
Item # KID4BCFF200.....**44.95**
- Foto-Flo 200 to Single Splitter (X09A4)
Item # KIDTSS.....**29.95**
- Foto-Flo 400 to Single Splitter (X16A4)
Item # KI4BTSS**44.95**
- Foto-Flo 400 to 200 Splitter (X16A9)
Item # KI4BTDS.....**43.95**

POWER SUPPLIES

- Power Supply 6.0A, 120VAC/12vdc (PWS136120)
Item # KIPS100230.....**257.95**
- Power Supply 1.2A, 120VAC/12vdc (PWS152120)
Item # KIPS1002502.....**56.95**

POWER CABLES

- 12' DC Alligator Clip Adapter (PWCA2)
Item # KIDCPC6.....**34.95**
- 6' DC Car Plug Adapter (PWCC2)
Item # KIDCPC12MCF.....**34.95**
- Micro-Flo (Twistlock to 2xMicro Connector) (PWCM2)
Item # KIMCFPS.....**34.95**
- 4-Pin XLR Male Adapter Plug (PWCX4)
Item # KI12VMAP4P.....**26.50**

REFLECTORS

- 100M Micro-Flo Reflector (REF100M)
Item # KIMFR100.....**29.95**
- 150M Micro-Flo Reflector (REF150M)
Item # KIMCFR150**29.95**
- Foto-Flo 200 Reflector (REF4802)
Item # KI4DR.....**34.95**
- Foto-Flo 400 Reflector (REF4804)
Item # KI44BR**43.95**
- Diva-Lite 200 Reflector (REFD2)
Item # KIDL200R.....**26.50**
- Diva-Lite 400 Reflector (REFD4)
Item # KIDL400R.....**34.95**
- Image 22 Reflector (REFI20)
Item # KII20R**34.95**
- Image 42 Reflector (REFI40)
Item # KII40R**43.95**
- Image 82/Flathead 80 Reflector (REFI80)
Item # KIRI80**82.95**

MOUNTING PLATES (FEMALE)

- Kino "Twist On" (MTPB41) With Baby Receiver.
Item # KITOMPBR.....**87.95**
- Image 42/22 (MTP140) Yoke Baby Receiver Assembly.
Item # KIIBRA4020**49.95**
- Kino Lollipop (MTPLB) With Baby Receiver.
Item # KIKLBR.....**33.50**

POWER SUPPLIES

- Foto-Flo 400 Extension 12' (X1612)
Item # KI4BE12.....**74.50**
- Foto-Flo 400 Extension 25' (X1625)
Item # KIFF400E25.....**96.50**
- Micro-Flo Extension (XM36)
Item # KIMCFE6.....**26.50**

LIGHT STANDS

- Medium Duty Stands (KITS2) (2) with Travel Bag.
Item # KIMDS2U.....**268.50**
- Medium Duty Stands (KITS3) (3) with Travel Bag.
Item # KIMDS3U.....**362.50**


LIGHT ARRAY

COOL LIGHTS



The portable Light-Array provides crucial front fill or side light when shooting in fluorescent overhead lit interiors or closeup tabletop settings. Folds up to fit into case.

Lowel
Light
Array



FEATURES

- 8 square foot, soft-shadow, 3 amp, cool, fluorescent fixture. Uses six 120 volt standard 4-foot, 2-pin tubes
- Various color temperature tubes available to balance Array with existing overhead fluorescent lamps (tungsten and daylight correction also available)
- Flicker-free electronic ballast pivots to provide adjustable counter balance for head which tilts, pans, rotates and booms
- Accessory extension cable allows head to be used remote from ballast
- Fast-folding unit fits in 1 case with its air-cushioned stand, boom and ballast, less tubes

SPECIFICATIONS

Lamp Voltage:
120V AC 60 Hz

Amperage:
3 amps

Electronic Ballast:
Flicker free (25 KHZ)

Switch:
In-line, 3 or 6 tubes

Weight:
Head: 7.5 lbs. (3.4kg)
Ballast, Cable, Boom:
10.5 lbs. (4.76kg)

Size Closed:
31 x 5 x 8.5"
(78.7x12.7x21.6cm)

LIGHT ARRAY KIT

- Light-Array Kit (A190)**
Consists of:
- 1- Lowel Light-Array complete (A1-10)
 - 1- KSA Stand (KSA)
 - 1- Set Lowel Casters (LC)
 - 3- Safety Cables (1 pkg) (CM-50)
 - 1- Full Array Case (A1-86)
- Weight:**
40 lbs. (18.2kg)
- Dimensions:**
37.5 x 17.75 x 7.75"
(95.3x45.1x19.7cm)
- Item # LOA1901229.50**

LIGHT ARRAY

Complete Light-Array (A110)
Includes Head with Reflector & Barndoors, Ballast and Boom.
Does not include stand or tubes.
Weighs 18 lbs. (8.17kg.)
Item # LOLA934.95

Light-Array Boom (A113)
Light-Array Head pans and tilts up when mounted directly on a stand. The Boom enables it to tilt down and reach out over a subject.
Item # LOBLAQ79.95

ACCESSORIES

Ballast Extension Cables (A133)
Set of two 8' (2.43m), 9-wire cables allow the Ballast box to be positioned further away from the head when required.
Weighs 1.3 lbs. (580g.)
Item # LOECBLA84.95

Replacement Reflector (A130)
Washable white fabric reflector shell stays on the head when folded; attaches with Velcro fasteners for easy removal. Supplied with Light-Array Head.
Item # LORLA101.95

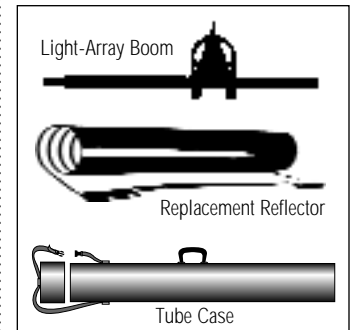
Light-Array Case (A186)
■ High impact molded polyethylene case, hinged lid
■ Holds 1 complete Light-Array; 1 KSA stand, Frame-ups, clamps etc.
■ Size: 37.5 x 17.75 x 7.75" (95.3 x 45 x 19.7cm).
■ Weight: 15 lbs. (6.8 kg)
Item # LOCLAA186334.95

Light-Array Head (A111)
Head with Reflector and Barndoors.
Weighs 7.5 lbs. (3.4kg.)
Item # LOHLA573.95

Light-Array Ballast (A112)
Flicker-free electronic Ballast with cables serve as an adjustable counter-balance on the boom; can also be clamped on a stand or pipe.
Weighs 9.25 lbs. (4.2kg.)
Item # LOBLA488.95

Fluorescent Tube Case (A187)
■ Polyethylene tubular case
■ Transports 12 4-foot tubes
■ Size: 52 x 7.5" dia. (132 x 19cm).
■ Weight: 11 lbs. (5 kg)
Item # LOCLAA187164.95

Frost Gel (A172)
Tough frost gel 24"x 54" (61x137.2cm) diffuses the light and hides individual tubes- advisable when the light is reflected in subject's eyes, chrome surfaces, etc.
Item # LOFFLA19.95



PHOTOMETRICS

TUBES HORIZONTAL


Distance	Beam Diameter	Footcandles	Lux	F-Stop*
5' (1.5m)	85° H x 93° V	135	1452	8.5
10' (3.0m)	85° H x 93° V	40	430	4.5
15' (4.5m)	85° H x 93° V	21	226	3.5

1 foot candle = 10.76 lux. F-stops provided as a general guide only. *With ISO 100 film @ 1/8 sec.

LOWEL

COOL LIGHTS

CASELITE 2 / CASELITE 4



For the pro on the go, the all-in-one Caselites offer your choice of daylight or tungsten color correction in a compact, easy to carry fluorescent package.

The current popularity of fluorescent lights in film and video production is well deserved. They offer cool, soft and efficient light at several times the output of incandescent halogen sources. Unfortunately, they can also be too cumbersome and fragile to use on location, often requiring several cases to carry lights and accessories.

FEATURES

- 2 efficient models: 2 x 55W and 4 x 55W tube fixtures
- 120/230V operation
- Case lid holds spare tubes and/or stand, egg crate, mounting plate, stand tilt bracket, power cord and rain cover
- State of the art internal ballast means quicker set up time
- Efficient reflector & ballast allows maximum light output
- Daylight or Tungsten: uses 5300K or 3000K compact fluorescent lamps
- Individual lamp switches to control output intensity without risky dimming
- Quick release egg crate grid, mounted gel clips, dual purpose barndoor/intensifiers
- Rugged lightweight stackable case made of heavy duty ABS plastic
- Universal tilt bracket for easy stand mounting and versatile lamp positioning
- Ideal for TV news crews and documentary video production

CASELITE 2 / CASELITE 4

- Caselite 2 (CF20)
Item # **LOCL2** **729.95**
- Caselite 4 (CF40)
Item # **LOCLA** **1049.95**

SPECIFICATIONS

CASELITE 2	CASELITE 4
Amperage: 1.3 at 120V, .7 at 230V	Amperage: 2.5 at 120V, 1.3 at 230V
Fits On: 5/8" (1.59cm) stud	Fits On: 5/8" (1.59cm) stud
Materials: High impact ABS and aluminum	Materials: High impact ABS and aluminum
Cable: Removable 16 ft. (4.88m) #18/3	Cable: Removable 16 ft. (4.88m) #18/3
Weight: Fixture alone: 5.3 lbs. (2.4kg) Fixture w/Lamps, Egg Crate, Intensifiers, Plate&Stand Fitting Bracket, AC Cable: 10 lbs. (4.5kg) Fixture w/above, plus lid and Gel-jawz: 14 lbs. (6.4kg)	Weight: Fixture alone: 7.9 lbs. (3.6kg) Fixture w/Lamps, Egg Crate, Intensifiers, Plate&Stand Fitting Bracket, AC Cable: 14.2 lbs. (6.4kg) Fixture w/above, plus lid and Gel-jawz: 21 lbs. (9.5kg)
Dimensions: 23.8 x 8.4 x 7.7" (60.5x21.3x19.6cm)	Dimensions: 23.8 x 12.8 x 7.9" (60.5x32.5x20.1cm)

LAMP SPECIFICATIONS

Bulb	Voltage	Watts	Life Hours	Color Temp	Item #	Price
CF-55TU	Dulux L55W/32-930	55	10,000	3000°K	LOLTCL	24.95
CF55DA	Dulux L55W/12-950	55	10,000	5300°K	LOLDLCL	24.95

PHOTOMETRICS FOR CASELITE 2

WITHOUT INTENSIFIERS			WITH INTENSIFIERS AT 40°		
Beam Angle 75° Horizontal x 71° Vertical			Beam Angle 72° Horizontal x 52° Vertical		
Distance	Footcandles	Lux	Distance	Footcandles	Lux
5' (1.5m)	65	699	5' (1.5m)	92	990
10' (3.0m)	17	183	10' (3.0m)	25	269

PHOTOMETRICS FOR CASELITE 4

WITHOUT INTENSIFIERS			WITH INTENSIFIERS AT 40°		
Beam Angle 75° Horizontal x 71° Vertical			Beam Angle 69° Horizontal x 55° Vertical		
Distance	Footcandles	Lux	Distance	Footcandles	Lux
5' (1.5m)	128	1377	5' (1.5m)	190	2044
10' (3.0m)	34	366	10' (3.0m)	69	742

Continued on Next Page



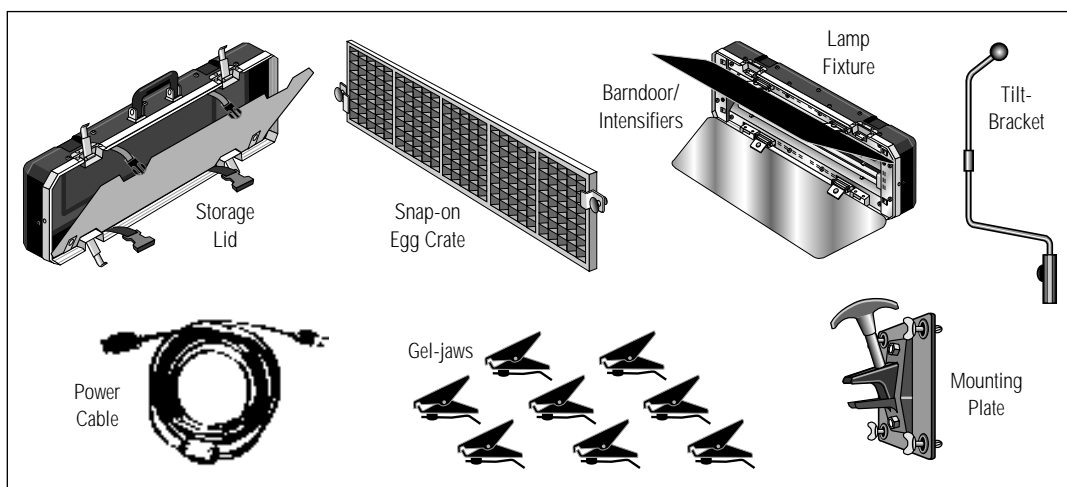
CASELITE 2 / CASELITE 4

COOL LIGHTS



The Caselites solve that problem by being compact, lightweight, rugged and completely self-contained, without sacrificing output or light quality. The all-in-one Caselite is both light & case combined. Pop the lid and there's room inside for spare bulbs (or stand), stand fitting tilt-bracket & plate, plus power cord. Complete with an internal ballast, separate lamp switching, snap-on egg crate, and dual-purpose barn-door/intensifiers. The Caselites are designed to offer beautiful, soft easy to use fluorescents in a compact, location friendly system.

SUPPLIED COMPONENTS



- Storage lid for all the listed components plus Uni Sr. stand or lamps.
- Snap-on Egg Crate further controls light spill with loss of output.
- Dual purpose reversible Barndoor/Intensifiers can be used with black barndoor side facing in to cut spill, or reflective intensifier side facing in to increase output. (approx. 50%).
- Lamp Fixture
- Mounting Plate attaches to back of fixture, allowing use of Stand-fitting Tilt-bracket or accessory Grip Head.
- Stand-fitting Tilt-bracket keeps Caselite's center of gravity squarely over stand for best balance, while allowing maximum rotation & angling of fixture.
- Package of eight Gel-jaws clips, attach to barn-door leaves to hold gels.
- 16' #18/3 switched AC power cable
- Less Lamps

ACCESSORIES

Grip Head Mount (CF38)

Attaches between fixture mounting plate and industry standard grip head to allow further mounting options.

Item # LOGHMCL.....19.50

10' Unswitched Cable (T1808) f/portable stage lighting. "Hard service" cable.

Item # LOC10CL.....24.95

Uni Sr. Stand (UN66)

Design based on Uni & KS Jr. stands. Collapses smaller than KS Jr., fits into lid of either Caselite.

Item # LOLSUSR.....79.95

16' Power Cable (T180) Switched AC.

Item # LOC16CL.....24.95

CASELITE KITS

Caselite2 Tungsten Kit (CF92TU)

Kit includes: Complete Caselite2, Uni Sr. Stand, which fits into Caselite lid and two 55W Tungsten Lamps.

Weight: 17.3 lbs. (7.9kg.)
Item # LOCL2TK.....774.95

Caselite2 Daylight Kit (CF92DA)

Same as above only with two 55W Daylight Lamps.

Item # LOCL2DLK.....774.95

Caselite4 Tungsten Kit (CF94TU)

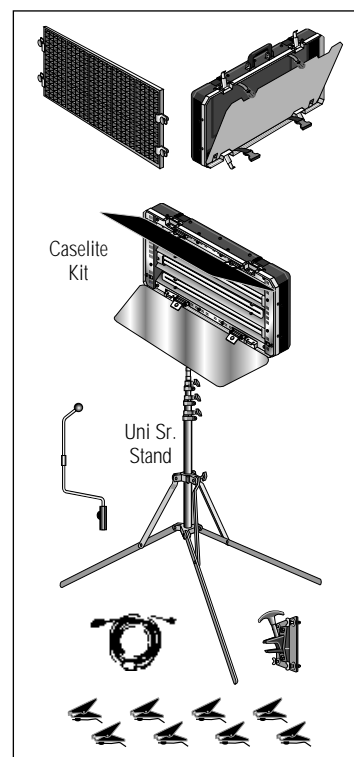
Kit includes: Complete Caselite4, Uni Sr. Stand, which fits into Caselite lid and four 55W Tungsten Lamps.

Weight: 24.3 lbs. (11kg.)
Item # LOCL4TK.....1089.95

Caselite4 Daylight Kit (CF94DA)

Same as above only with four 55W Daylight Lamps.

Item # LOCL4DLK.....1049.95



COOL LIGHTS

LOWEL / FLUO - TEC



Lowel/Fluo-Tec presents a state of the art line of flicker-free studio fluo-rescent equipment for professional studio imaging and video-conferencing. 10 models, 5 dimmable & 5 non-dimmable, housing from 2 - 8 compact 55w lamps, all with ETL/CSA approvals. Dimmable models have fully integrated DMX circuitry for remote dimming via console or the optional IR hand held remote control, or manual dimming via controls on the fixture. They also have 4 user storable dimming level memories and lamp-life monitor.

Continued On Next Page

STUDIO 850

Studio 850 ND (FLS850ND)
8x55w (Non-Dim)
■ Dimensions: 27.5x25.9x4.52"
(70x65.8x11.32cm)
■ Weight: 20.9 lbs. (9.5kg)
Item # **LOFT850** **1339.95**

Studio 850 DM (FLS850DM)
8x55w (Dimmable)
■ Dimensions: 27.5x25.9x4.52"
(70x65.8x11.32cm)
■ Weight: 20.9 lbs. (9.5kg)
Item # **LOFT850D** **1828.95**



ACCESSORIES

Barndoor (FLS820)
Item # **LOBDF850** **229.95**
Intensifier (FLS822)
Item # **LOIFT850** **364.95**

Rigid Front Diffuser (FLS826)
Item # **LODOFT850F** **94.95**
Egg Crate (FLS824)
Item # **LOGFT850** **89.95**

PHOTOMETRICS WITH OSRAM STUDIOLINE TUNGSTEN LAMPS

WITHOUT INTENSIFIER			
Beam Angle - 63° Horizontal x 62° Vertical			
Distance	Beam Diameter	Footcandles	Lux
3' (0.9m)	3.7' W x 3.8' H	989	10,642
6' (1.8m)	7.5' W x 7.6' H	244	2625
9' (2.7m)	11.2' W x 11.4' H	109	1173
12' (3.7m)	14.9' W x 15.2' H	63	678

WITH INTENSIFIER			
Beam Angle - 56° Horizontal x 39° Vertical			
Distance	Beam Diameter	Footcandles	Lux
3' (0.9m)	2.8' W x 3.0' H	1805	19,422
6' (1.8m)	5.7' W x 6.0' H	446	4799
9' (2.7m)	8.5' W x 7.9' H	199	2141
12' (3.7m)	11.4' W x 11.9' H	115	1237

STUDIO 650

Studio 650 ND (FLS650ND)
6x55w (Non-Dim)
■ Dimensions: 27.5x20.8x4.52"
(70x52.8x11.32cm)
■ Weight: 18.1 lbs. (8.2kg)
Item # **LOFT650** **1243.50**

Studio 650 DM (FLS650DM)
6x55w (Dimmable)
■ Dimensions: 27.5x20.8x4.52"
(70x52.8x11.32cm)
■ Weight: 18.1 lbs. (8.2kg)
Item # **LOFT650D** **1529.95**



ACCESSORIES


Barndoor (FLS620)
Item # **LOBDF650** **184.95**
Intensifier (FLS622)
Item # **LOIFT650** **315.95**

Rigid Front Diffuser (FLS626)
Item # **LODOFT650** **89.95**
Egg Crate (FLS624)
Item # **LOGFT650** **99.95**

PHOTOMETRICS WITH OSRAM STUDIOLINE TUNGSTEN LAMPS

WITHOUT INTENSIFIER			
Beam Angle - 63° Horizontal x 62° Vertical			
Distance	Beam Diameter	Footcandles	Lux
3' (0.9m)	4.4' W x 4.4' H	801	8619
6' (1.8m)	7.7' W x 7.7' H	198	2130
9' (2.7m)	11.5' W x 11.5' H	88	947
12' (3.7m)	15.2' W x 15.2' H	50	538

WITH INTENSIFIER			
Beam Angle - 56° Horizontal x 39° Vertical			
Distance	Beam Diameter	Footcandles	Lux
3' (0.9m)	2.6' W x 3.0' H	1464	15,753
6' (1.8m)	6.0' W x 5.3' H	362	3895
9' (2.7m)	8.9' W x 7.9' H	161	1732
12' (3.7m)	11.9' W x 10.6' H	90	968



Lamps are available in tungsten & daylight for film or video/digital. The equipment is well made & dependable, and is backed by Lowel's warranty & legendary reputation for service.

If you're considering fluorescent, put the Lowel/Fluo-tec system in your plans for studio or conference room.

All lights come with Gel Frame, Safety Cable, Standard Clamp (optional 5/8" female stand fitting and Male Stud available), and detachable 10-ft. AC U-Ground Cable (Optional twist-lock and 3-Pin Theatrical cables available).

Daylight (5300k) or Tungsten (3000 k) lamps must be purchased separately.

STUDIO 450

Studio 450 ND (FLS450ND)
4x55w (Non-Dim)

■ Dimensions: 27.5x15.7x4.52"
(70x39.9x11.32cm)

■ Weight: 12.6 lbs. (5.7kg)

Item # **LOFT450**.....**943.95**

Studio 450 DM (FLS450DM)
4x55w (Dimmable)

■ Dimensions: 27.5x15.7x4.52"
(70x39.9x11.32cm)

■ Weight: 12.6 lbs. (5.7kg)

Item # **LOFT450D**.....**1229.95**

ACCESSORIES

Barndoor (FLS420)

Item # **LOBDFT450**.....**179.95**

Egg Crate (FLS424)

Item # **LOGFT450**.....**78.50**

Intensifier (FLS422)

Item # **LOIFT450**.....**263.95**



PHOTOMETRICS WITH OSRAM STUDIOLINE TUNGSTEN LAMPS

WITHOUT INTENSIFIER

Beam Angle - 63° Horizontal x 62° Vertical

Distance	Beam Diameter	Footcandles	Lux
3' (0.9m)	3.8' W x 3.8' H	569	6122
6' (1.8m)	7.6' W x 7.6' H	141	1517
9' (2.7m)	11.4' W x 11.4' H	63	678
12' (3.7m)	15.2' W x 15.2' H	35	377

WITH INTENSIFIER

Beam Angle - 56° Horizontal x 39° Vertical

Distance	Beam Diameter	Footcandles	Lux
3' (0.9m)	2.8' W x 2.4' H	962	10,351
6' (1.8m)	5.7' W x 4.9' H	238	2561
9' (2.7m)	8.5' W x 7.3' H	106	1141
12' (3.7m)	11.4' W x 9.7' H	59	635

STUDIO 250

Studio 250 ND (FLS250ND)
2x55w (Non-Dim)

■ Dimensions: 27.5x10.6x4.52"
(70x26.9x11.32cm)

■ Weight: 7.8 lbs. (3.5kg)

Item # **LOFT250**.....**765.95**

Studio 250 DM (FLS250DM)
2x55w (Dimmable)

■ Dimensions: 27.5x10.6x4.52"
(70x26.9x11.32cm)

■ Weight: 7.8 lbs. (3.5kg)

Item # **LOFT250D**.....**959.95**

ACCESSORIES

Barndoor (FLS220)

Item # **LOBDFT250**.....**167.95**

Rigid Front Diffuser (FLS226)

Item # **LODOFT250**.....**69.95**

Intensifier (FLS222)

Item # **LOIFT250**.....**235.95**

Egg Crate (FLS224)

Item # **LOGFT250**.....**74.95**



PHOTOMETRICS WITH OSRAM STUDIOLINE TUNGSTEN LAMPS

WITHOUT INTENSIFIER

Beam Angle - 63° Horizontal x 62° Vertical


Distance	Beam Diameter	Footcandles	Lux
3' (0.9m)	3.8' W x 3.5' H	273	2937
6' (1.8m)	7.6' W x 7.0' H	68	732
9' (2.7m)	11.4' W x 11.4' H	30	323
12' (3.7m)	15.2' W x 13.8' H	17	183

WITH INTENSIFIER

Beam Angle - 56° Horizontal x 39° Vertical

Distance	Beam Diameter	Footcandles	Lux
3' (0.9m)	3.2' W x 2.7' H	573	6165
6' (1.8m)	6.4' W x 5.5' H	142	1528
9' (2.7m)	9.5' W x 8.1' H	63	678
12' (3.7m)	12.7' W x 10.9' H	35	377

250CY SERIES



Studio 250cy ND (FLS250CYND)
4x55w (Non-Dim)
■ Dimensions: 51.9x10.6x4.52"
(131x26.9x11.32cm)
■ Weight: 14.6 lbs. (6.6kg)
Item # LOFT250CY1089.95

Studio 250cy DM (FLS250CYDM)
4x55w (Dimmable)
■ Dimensions: 51.9x10.6x4.52"
(131x26.9x11.32cm)
■ Weight: 14.6 lbs. (6.6kg)
Item # LOFT250CYD1298.95

PHOTOMETRICS WITH OSRAM STUDIOLINE TUNGSTEN LAMPS


WITHOUT INTENSIFIER
Beam Angle - 82° Horizontal x 64° Vertical

Distance	Beam Diameter	Footcandles	Lux
2' (0.6m)	4.1' W x 3.7' H	520	5595
3' (0.9m)	8.3' W x 7.4' H	129	1388
4' (1.2m)	12.4' W x 11.0' H	57	613
5' (1.5m)	16.5' W x 14.8' H	32	344

ACCESSORIES

Barndoor (FLS2520)
Item # LOBDF250CY195.95

Egg Crate (FLS2524)
Item # LOGFT250CY83.50



FLUO-TEC GRIDS

Each fixture has 2 options for using honeycomb grids to control the spill of the light, either placing the grid on the face of the fixture, or attaching it to the front of the intensifier. The grids are available in black and in 20°, 30° or 40° dispersion. Honeycomb grids cause some loss of light output. Consult the chart to determine the proper code for the chosen grid.

Dispersion	Grid Placement	Output Loss	850 Series		650 Series		450 Series		250 Series		250cy Series	
			Cat #	Price	Cat #	Price	Cat #	Price	Cat #	Price	Cat #	Price
Black 40°	Front of Fixture	25%	FLS834	164.50	FLS634	124.95	FLS434	106.50	FLS234	88.50	FLS2534	112.95
Black 30°	Front of Fixture	35%	FLS833	149.95	FLS633	135.95	FLS433	113.95	FLS233	104.50	FLS2533	138.50
Black 20°	Front of Fixture	54%	FLS832	163.95	FLS632	143.50	FLS432	117.95	FLS232	111.95	FLS2532	124.95
Black 40°	Front of Intensifier	30%	FLS844	179.95	FLS644	151.95	FLS444	149.50	FLS244	109.95	—	—
Black 30°	Front of Intensifier	22%	FLS843	199.95	FLS643	203.95	FLS443	143.50	FLS243	139.95	—	—
Black 20°	Front of Intensifier	46%	FLS842	254.95	FLS642	207.50	FLS442	176.95	FLS242	142.95	—	—

FLUO-TEC LAMPS

Dulux 55W CRI 90+ 3000°K Tungsten Lamp (CF55TU)
Item # LOLTCL24.95

Dulux 55W CRI 90+ 5300°K Daylight Lamp (CF55DA)
Item # LOLDLCL24.95

Osram 55W Studioline CRI 85 3200°K Tungsten Lamp (FLS55TU)
Item # LOLT29.95

Osram 55W Studioline CRI 85 5600°K Daylight Lamp (FLS55DA)
Item # LOLD29.95


DMX EXTENSION CABLES

10-Foot DMX Extension Cable (DMX010)
Item # LOECD1039.95

25-Foot DMX Extension Cable (DMX025)
Item # LOECD2554.95

50-Foot DMX Extension Cable (DMX050)
Item # LOECD5068.50

IR DMX CONTROLLER & SENSOR




- Revolutionary hand-held IR remote-control system.
- Multi-unit DMX dimming control w/o lighting console.
- One unit can address & command up to 64 dimmable fixtures (DMX daisy-chained).
- Battery operated controller unit no larger than a garage door opener.
- Easy to use controls.
- Compact state-of-the-art IR Sensor quickly plugs into the fixtures Remote Port.
- Address settings & dimming levels are retained in the lighting fixture, even when powered down.

IR DMX Controller (FLS100)
Item # LOIRC186.95

Sensor (FLS120)
Item # LOIRR29.50

LOWELSCANDLES

COOL LIGHTS



Today's fast paced shooting arena requires the ability to adapt quickly to changing conditions such as choosing daylight or tungsten and using harder or softer light. Format choices can easily range from High-Res Digital, to video or film, to whether you're shooting still or moving image. Lowel Scandles is a versatile 200 watt daylight/tungsten balanced multi-tasking fluorescent fixture. It's designed for quick and easy change of light size and quality by a choice of accessories. The original Scandles light has already made a name for itself in the imaging world. Gary Regester has updated his design for Lowel with a reduced overall size, large grip handle, and adjustable stage for greater stability on a stand. The light output of the 8 lamp Lowel Scandles is controlled by 4 separate switches, and quickly changes from harder to softer, by means of easily attached accessories such as a dedicated Cone or Side Reflectors, as well as conventional softbox attachments.

LOWELSCANDLES LIGHT

LowelScandles fixture with installed Universal Softbox speed ring, clear polycarbonate lamp shield, 16" AC cable with switch, 8 fluorescent lamps (12", 24W 5500K daylight or 24W 3000K tungsten corrected).

Daylight (LSF10DA)
Item # **LOSLD**.....**829.95**

Tungsten (LSF10TU)
Item # **LOSLT**.....**829.95**

Same as above, but with Collapsible Cone Reflector and Front Diffuser.

Daylight (LSF05DA)
Item # **LOSLDC**.....**959.95**

Tungsten (LSF05TU)
Item # **LOSLTC**.....**959.95**

FEATURES

- Versatile 200W tungsten/daylight fluorescent fixture
- 90+CRI lamps available in 5300 and 3000K
- High efficiency output: 50 lumen/Watt
- With supplied Collapsible Cone Reflector, produces soft light of a quantity and quality similar to a 200-400W HMI with a Chimera-style softbox.

LAMPS

24w 12" Daylight (LSF24DA)
Item # **LOSLD2412**.....**18.50**

24w 12" Tungsten (LSF24TU)
Item # **LOSLT2412**.....**18.50**

18w 8" Daylight (LSF18DA)
Item # **LOSLD188**.....**18.50**

18w 8" Tungsten (LSF18TU)
Item # **LOSLT188**.....**18.50**

PHOTOMETRICS WITH 12" LAMPS

WITH COLLAPSIBLE CONE REFLECTOR			WITH COLLAPSIBLE CONE REFLECTOR AND FRONT DIFFUSER		
Distance	Footcandles	Lux	Distance	Footcandles	Lux
5' (1.5m)	133	1431	5' (1.5m)	43	463

1 foot candle = 10.76 lux. F-stops provided as a general guide only. *With ISO 100 film @ 1/8 sec.

SPECIFICATIONS

Lamps:
Uses 8 10,000 hr. 5300K or 3000K lamps

Amperage:
2.5 amps/120VAC

Input:
Auto-setting dual-voltage (120/230 VAC, 50/60 HZ)

Internal Ballast:
Flicker-free high efficiency 39 kHz

Weight:
7.2 lbs. (3.25kg)

Dimensions:
18.5 x 7.1 x 7.1"
(47 x 18 x 18cm)

ACCESSORIES

Collapsible Cone Reflector with Front Diffuser (LSF15)
Flexible snap on reflector and removable Softbox Diffuser - breaks down to store in light case.
Item # **LOCCD**.....**137.95**

Aluminum Cone Reflector (LSF17)
Non-collapsible cone reflector, accepts Lowel clip-on Fin-S adjustable barndoor for increased light control.
Dimensions:
12" high x 14" dia. (30.5x35cm)
Item # **LOCR**.....**129.95**

Small Scandles Case (LSF81)
Dimension: 23.8x13.5x10.8"
Weight: 8.9 lbs. (4.1kg)
Item # **LOSSC**.....**196.95**

KITS

- One-Light Kit**
- 1- LowelScandles Light with either Daylight or Tungsten corrected lamps
 - 1- Collapsible Cone Intensifier and Front Diffuser
 - 1- Uni Sr. Stand (UN66)
 - 1- Small Scandles Case (LSF-81)

Daylight (LSF91DA)
Item # **LOSDK1**.....**1148.95**

Tungsten (LSF91TU)
Item # **LOSTK1**.....**1124.95**

Clear Polycarbonate Lamp Shields
Shield surrounds lamps to provide shock absorption, with slight decrease in UV.

For 8" (20cm) Lamps (LSF208)
Item # **LOLS12**.....**129.95**

For 12" (30cm) Lamps (LSF212)
Item # **LOLS12**.....**152.95**

Big Scandles Case (LSF82)
Dimension: 30x17.3x10.8"
Weight: 15.4 lbs. (6.9kg)
Item # **LOLSC**.....**299.95**

Accessories

- Two-Light Kit**
- 2- LowelScandles Light with either Daylight or Tungsten corrected lamps
 - 2- Collapsible Cone Intensifiers and Front Diffusers
 - 2- KS Jr. Stands (DT33)
 - 1- Big Scandles Case (LSF-82)

Daylight (LSF92DA)
Item # **LOSDK2**.....**2198.95**

Tungsten (LSF92TU)
Item # **LOSTK2**.....**2198.95**