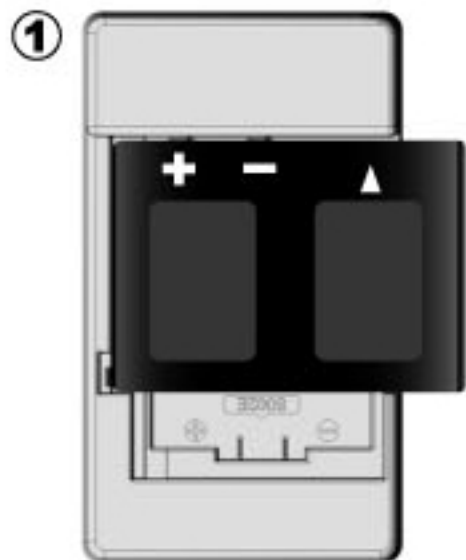
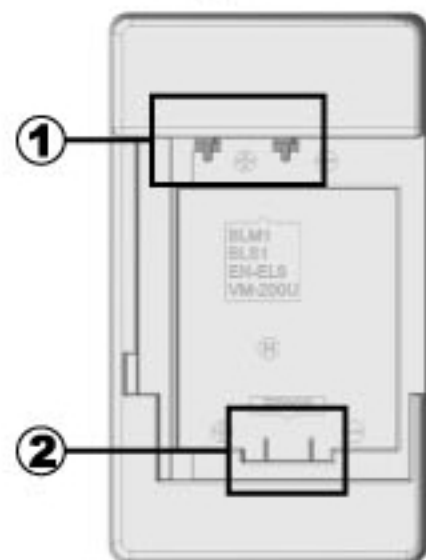
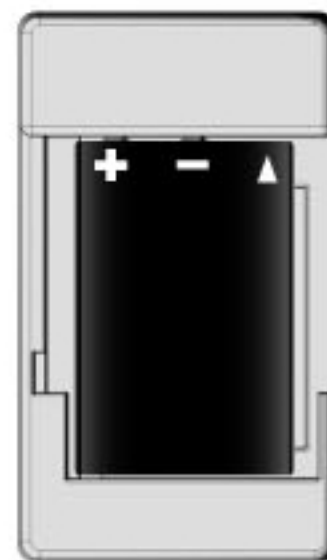


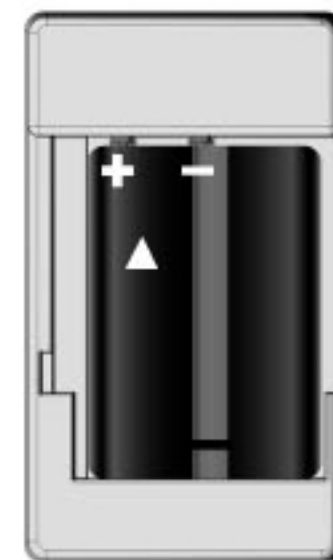
Compatibility Illustration



JVC BN-VM200U



**NIKON EN-EL9
OLYMPUS BLS-1**



OLYMPUS BLM-1

All trademarks and brand names are the property of their registered owners

* Match the + & - symbols

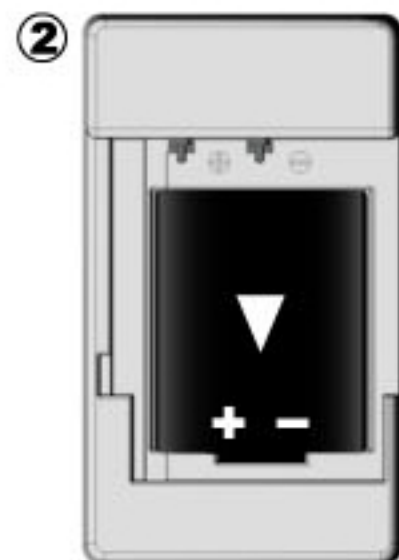


STEP 1 : Check the + & - symbols in the charger slot.

STEP 2 : Check the + & - symbols on the battery.

STEP 3 : Be sure to match the + & - symbols when inserting the battery into the charger for recharging.

* The charger may not work properly if failing to follow the above instructions.



**PANASONIC CGA-S002E / S006E
DMW-BM7 / BMA7**