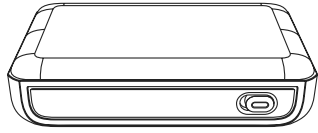


weeylite

User manual

# S03

S03 RGB Pocket Lamp



Thanks for choosing Weeylite Fill Light!  
Please read the Manual carefully to understand  
and use all functions of the fill light.

www.weeylite.com

### Product Features

S03 fill light is a portable pocket fill light. There are multiple high color (positive white + warm white) and high-quality RGB light beads. It has the advantages of low energy consumption, stable color temperature, energy and power saving, long service life, and compact size and convenient carrying. It can be applied in various scenes and perfectly used in photography, video and vlog recording, live broadcasting and so on.

#### Product features

- Connecting to the wireless Bluetooth.
- There is high-quality soft light diffuser, and no need to use any other accessories. It is easy to achieve soft light effect.
- It can be adjusted within 0 to 360° color range and the color saturation freely.

#### Attention

1. Do not directly shine the fill light in other's eyes at close range.
2. Do not make the body part subject to strong vibrations, otherwise failures may occur and the original may be damaged.
3. Do not try to disassemble or repair the fill light by yourself, otherwise failures may occur.
4. Do not place the product in the sun at noon or in the heat, otherwise damage might occur.
5. Do not cover the light with any object that hinders heat dissipation. Excessive heat will shorten the service life of LED lamp beads.
6. Do not soak the fill light in water or expose it in the rain or moisture unless it is protected appropriately from liquids and moisture. If there's water in the product, the light might be on fire or electrical leakage might occur. In this case, the power shall be turned off immediately.

### Main light setting

1. Before use, scan the QR codes to download the APP for operation.

For ios users to scan and download the App.

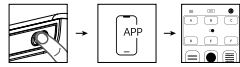


For Android users to scan and download the App.



#### Connection one:

1. Turn on the light first, then turn on the mobile APP, set the channel to 1 and the group number to A, then you can connect.



#### Connection two:

2. First open the mobile phone APP, settle required channel number and group number, then turn on the light, the light will automatically connect to the channel number and group number that have been set.



### Battery display index

Because the fill light does not have a display screen, the battery status can be judged based on the display of the breathing light.



Please note:

1. Low power, the power level won't change due to low power, but it needs to be charged immediately to avoid shutting down and affecting use.
2. Connect the charging cable when the power is off, the red light is on and the battery is charging, and no light is displayed after the charging is completed.
3. When the battery is low, connect to charging cable and turn on the fill light. Meanwhile, the fill light battery will not be able to store electricity and can only supply power.

### Product Parameters

Power range	1%-100%
Color temperature range	2800K-6800k
Maximum luminous flux	300lm(5500k,100%)
Maximum illuminance	350lx(0.5m,5500k)
The number of lamp beads	60PCS
Color Rendering Index	RA>=95 TLCl>=97
Maximum power	4w
Wireless light adjustment	Wireless light adjustment by smartphone Bluetooth (Android,IOS)
Remote-controlled distance	15-20 meters (the distance will increase or decrease due to obstruction in the operating environment)
Charging port	Type-C interface, 5V/2A
Charging time	About 3 hours
Built-in lithium battery	3.7V/1000mAh
Battery life	60 minutes (100% power)
Temperature of the operating environment	0-40°C
Product size	88x52x21mm
Weight	About 72g
Software upgrade	Nonsupport

Operative Standards: Q/JYKJ002-2019  
Shenzhen Jueying Technology Co., Ltd.  
Telephone: +86-755-2877 9024 Fax: 0755-2877 4730  
Email: info@weeylite.com Website: www.weeylite.com  
Address: 2nd Floor, Building 4, Baokun Science and Technology Industrial Park, Xialingpai Village, Dalang Street, Longhua New District, Shenzhen Guangdong China.

Weeylite International Warranty Card

Weeylite International Warranty Card is an important document. In order to enjoy the warranty service of our company, the warranty service must be registered and the original warranty card and invoice must be presented. This warranty card must be stamped by our authorized dealer and designated repair station. If other information may change, please visit our website: www.weeylite.com. Please keep this card properly. If it is lost, it will not be reissued.

weeylite



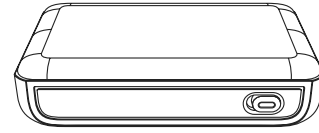
Product Name	
Model	
SN Code	
Warranty Time	
Purchase Date	
Contact	

weeylite

使用说明书

# S03

## RGB口袋灯



感谢您选用Weeylite补光灯!  
请仔细阅读本说明书,  
以便能够了解和**使用补光灯的全部功能**。

www.weeylite.com

### 产品功能

S03补光灯是一款便携式小巧型口袋补光灯,采用多颗高显色(正白+暖白)灯珠和优质RGB灯珠,低耗能色温稳定,节能省电,使用寿命长,小巧外形携带便捷可各种场地快捷补光,完美的运用到摄影,摄像,直播,vlog拍摄等场地补光。

#### 产品特点

- 无线蓝牙控制手机App。
- 优质柔光罩,无需使用柔光配件,轻松获得柔光光效。
- 0-360°全色彩,以及色彩饱和度和可自由调节。

#### 注意事项

1. 请勿近距离对准别人的眼睛直接使用补光灯。
2. 请勿使灯体受到强烈震动,否则可能引发故障,导致元件损坏。
3. 请勿试图自行拆卸或修理补光灯,否则可能会引发补光灯故障。
4. 请勿将产品置于中午或高温之下,否则可能引发数据损坏。
5. 禁止在灯具上覆盖任何影响散热的物品,过高的温度会缩短LED灯珠使用寿命。
6. 补光灯不得浸水,或使其接触到雨水或水汽,除非有适当的保护以隔绝液体及水汽。如灯进水,则可能会补光灯着火或者发生漏电。在此情况下,应立即切断电源。

### 主灯设置

1. 使用前,需扫描二维码下载APP操作使用。

苹果客户端扫描

下载APP  
For ios users to scan and download the App



安卓端扫描下载APP  
For Android users to scan and download the App



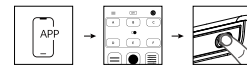
#### 连接方式一:

1. 先开启补光灯,后打开手机APP,频道设置为1组号设置为A,即可连接。



#### 连接方式二:

1. 先打开手机APP,设置需要的频道号与组号,再开启补光灯,补光灯将匹配连接已设置好的频道号与组号。



### 电量显示指数

因补光灯未设置屏幕,可根据补光灯呼吸灯的显示,判断该补光灯的电量状态。



请注意:

1. 低电量状态,功率大小不会因为电量低改变但需要立即连接充电,避免关机影响使用。
2. 在关机状态下连接充电线,红灯亮表示电池正在充电,不显示灯光表示充电完成。
3. 当电池电量低时,连接充电线并打开补光灯。此时,补光灯电池将不能蓄电,只能供电。

### 产品参数

功率范围	1%-100%
色温范围	2800K-6800k
最高光通量	300lm(5500k,100%全亮)
最高光亮度	350lx(0.5m,5500k)
灯珠数量	60PCS
显色指数	RA>=95 TLCl>=97
最大功率	4w
无线调光	手机蓝牙无线调光(安卓,苹果)
遥控距离	15-20米 (①使用环境存在无障碍物②距离越高精度越低)
充电口	Type-C 接口, 5V/2A
充电时间	约3小时
内置锂电池	3.7V/1000mAh
电池续航时间	60分钟 (100%功率)
使用环境温度	0-40°C
产品尺寸	88x52x21mm
重量	约72g
软件升级	不支持

执行标准: Q/JYKJ002-2019  
深圳市爵影科技有限公司

电话: +86-755-2877 9024 传真: 0755-2877 4730  
电邮: info@weeylite.com 网址: www.weeylite.com  
地址: 深圳市龙华新区大浪街道下围村科宝特科技工业园4楼2楼

微保国际保修卡

weeylite

Micro保国际保修卡为重要文件,为享有我公司的保修服务,保修服务必须按照保修卡进行保修登记并出示本保修卡。保修卡上印有本公司保修政策、保修范围及保修条件。本保修卡可能随产品一起提供,也可能单独提供。如有遗失,恕不补发。

经销商名称/品牌

产品名称	
型号	
机身编号	
质保期	
购买日期	
联系方式	