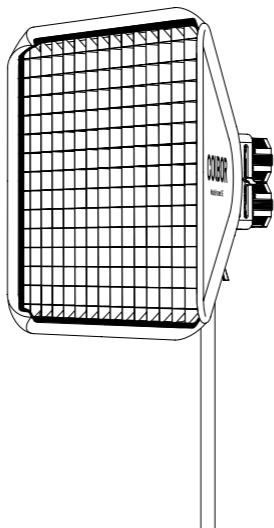


COLBOR



MF-SE ModuFrame SE Softbox

User Manual

Thank you for choosing COLBOR product. Please read this manual carefully before use and follow all instructions mentioned herein.

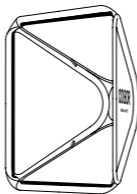
Caring For Your COLBOR Product

- Keep corrosive chemicals, liquids and heat source away from the product to prevent product damage.
- Do not leave the product unattended while in use. Keep out of reach of children.
- The product is not waterproof. Do not handle with wet hands.
- Do not attempt to disassemble or modify the product. Doing so voids warranty.
- Malfunction may be caused by dropping, impact of external force.
- Failure to follow all the instructions may result in mechanics damage.
- Warranty does not apply to human errors.

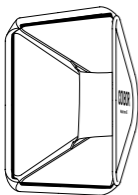
Installation Instructions

Assembly Instructions

1. Take out the product and open the softbox.



2. Installation of Soft Cloth




① Install the internal soft cloth



② Install the external soft cloth



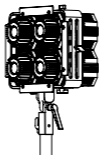
velcro



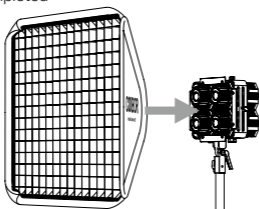
③ Install the grille

3. Installation of Softbox

- ① Insert the bracket with the light group, turn the bracket adjustment knob until secure.
- ② Attache the bracket with the light base from CL60 series or CL100X series.



- ③ Installation completed

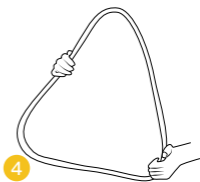
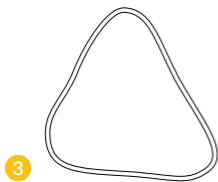
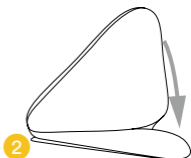
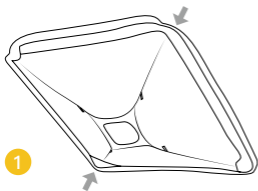


4. Installation completed



Takedown Instructions

1. Remove the soft cloth and bracket, fold the soft box along the edge as picture ① shown.
2. After the soft box is folded along the edge, fold it again and place the hand in the position as picture ② – ④ shown.
3. One hand rotate the soft box clockwise, another hand rotate the soft box counterclockwise as picture ⑤ shown.
4. With 8-shaped rotation, one side is turned inward, then tighten the alignment as picture ⑥ shown.



Package List



4-Lights Group
Bracket x1



MF-Se Carrying
Bag x1



60*60 Foldable Softbox
x1



Internal Soft
Cloth x1



External Soft
Cloth x1



Warranty Card x1



5cm Grille x1

Product Parameter

Unfold Dimension	60*60cm
Packaging Dimension	225*195*127mm
Weight	1.2kg
Material	Aluminum Alloy+Soft Cloth

WARRANTY

Warranty Period

Thank you for purchasing COLBOR products.

1. Customers are entitled to free replacement or repair service in case of quality defect(s) found in the product under normal use within 30 days upon receipt of the product.

2. Original COLBOR products are entitled to 12-month limited warranty service. The warranty period begins on the date of purchase of brand new, unused products by the first end-user.

Within the warranty period, if product defect or failure is attributable to material deflection or technological problem, the defective product or defective part will be repaired or replaced without charge (service and materials fee).

Warranty Exclusions and Limitations

1. Faults resulted from inappropriate use of a product without following its operation specification

2. Artificial damage, e.g. crash, squeeze, scratch, soaking, exposing to rain or damp

3. Modifications to a product by its user or a third party without prior written consent of COLBOR, e.g. replacement of element or circuit, label alteration

4. The code on product is inconsistent with that of warranty certificate, or the code on the product or warranty certificate is altered or torn off

5. All consumable accessory attached to a product, like cable, cover

6. Faults as a result of force majeure, such as fire, flood, lightning, etc.

Warranty Claim Procedure

1. If failure or any problem occurs to your product after purchase, please contact a local agent for assistance, or you can always contact COLBOR's customer service through email.

2. Please retain your sales receipt and warranty certificate as proof of purchase. If any of these documents is missing, only sales return or chargeable service will be provided.

3. If the COLBOR product is out of the warranty coverage, the service and the parts cost will be charged.

Guangzhou Zhiying Technology Co., Ltd

📍 Room 2401, 24 / F, South Tower, Lisheng Plaza, No. 68 Huadi Avenue, Liwan District, Guangzhou, China, 510000

✉ support@colborlight.com

🌐 www.colborlight.com