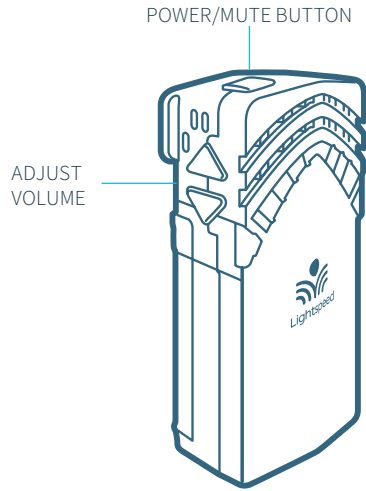


# Flexmike


Pendant Microphone

## FLEXMIKE CONTROLS



- Power/Mute Button
- Momentary press to unmute.
- White light
- Momentary press to unmute.
- Blue light

## USING THE FLEXMIKE

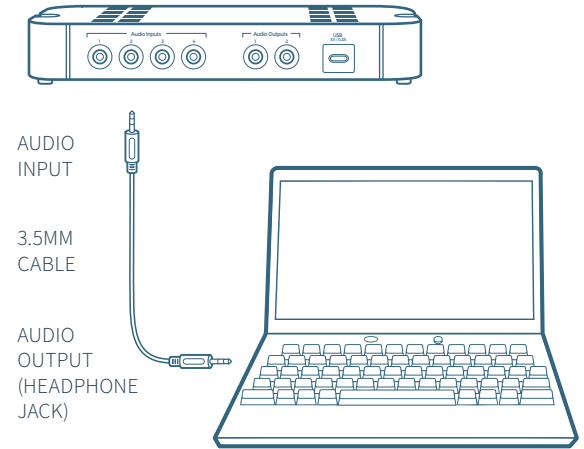


- Position Flexmike around your neck.
- Talk in a normal conversational voice.

ALIGN WITH COLLARBONE

## LAPTOP AUDIO CONNECTION TO MEDIA CONNECTOR

Connect laptop to an Audio Input on the Media Connector using 3.5 mm patch cable (provided).



Confirm Media Connector is powered on (White light).  
Adjust volume from laptop.

