

PMP68RBIN

Lightweight and Portable Hand-Grip Type Megaphone

MIC/TALK/SIREN/WHISTLE/RECORD240s,
12V Lithium Battery, USB/SD/AUX/BT, 100Watts

PYLE
PyleUSA.com

USER GUIDE

OPERATION

Open the Back Cover. Remove the plastic battery sleeve and insert 8 nos. UM-2 cells with correct polarity, insert the sleeve into the battery compartment according to the instructions in the compartment. Then close the back cover until it locks. Now your megaphone is ready for action. You can also open the back cover, remove the plastic battery sleeve and insert one 12V rechargeable battery then close the back cover until it locks.

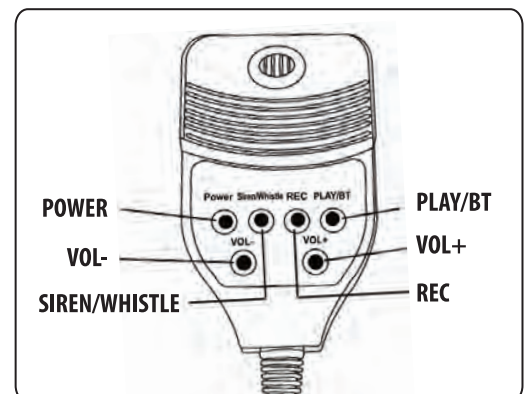


TALK OPERATION

Dial the toggle switch to MIC and then press the power key on MIC, the indicator lights up, and then you can now speak into the microphone.

SIREN/WHISTLE Operation: Short press SIREN/WHISTLE button when mic is powered ON to SIREN. Press and hold this key to play exit whistle, and short press again to close.

Recording and Playing Operation: When the MIC is powered on, press the REC button and the indicator starts flashing to record into the microphone. When the recording duration is over, press PLAY to PLAY the content of the recording. Turn off playback with a short press.

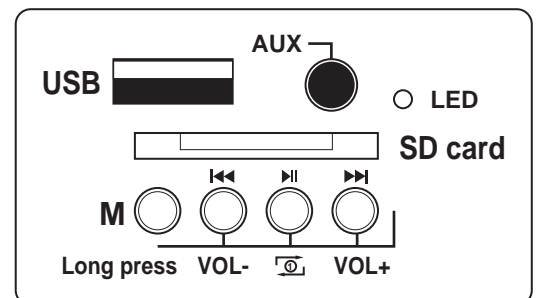


Volume Adjustment Operation: When no card is inserted, you can press to adjust the volume.

Bluetooth Operation: When the MIC is powered on, press and hold the PLAY key and you will hear a Bluetooth voice to connect the Bluetooth on the phone. The bluetooth name is MEGAPHONE. Exit bluetooth mode and press to enter shout mode.

Control Panel Operation

First switch the button to TALK and then switch me LOCK on the left side of microphone to the top, the LED light is ON. Plug in USB or SD card to play music. The led light will flash when the music is playing. Press M button to choose the music between AUX and USB.



Notice:

1. You can play the music on the disk and speak at the same time, they will not effect each other.
2. If you don't want to speak when playing music, turn off the volume control, thus it can turn down the noise and save the battery.
3. DO NOT touch the USB while the indicator light is flashing.
4. The capability of the USB is no more than 6G, and it can only identify MP3 format.

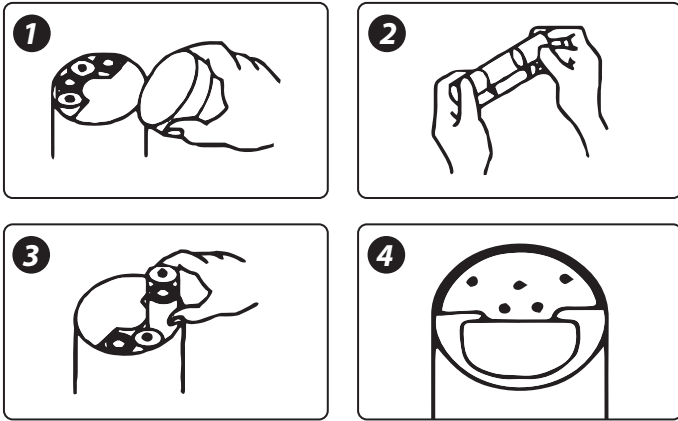
Control Panel Operation Instruction

- ◀◀ Short press for previous track, press and hold for volume decrease.
- ▶▶ Short press to play music or pause.
Press and hold to stop
- ▶▶▶ Short press for next track, press and hold for volume increase.

AUX 3.5mm Audio Line IN

M Audio Source Mode Switch

TO REPLACE BATTERIES



1. Loosen the locking screw of the battery compartment cover on the back of the body.
The battery compartment cover comes off.
2. Insert 8 x type-C (UM-2) batteries in the battery case observing correct polarity.
3. Insert the battery case with batteries into the battery compartment of the megaphone, paying attention to polarity.

TO REPLACE RECHARGEABLE BATTERIES

4. Open the back cover. Remove the plastic battery sleeve and insert the rechargeable battery, close the back cover until it locks.

Notes:

1. Make sure the batteries are inserted correctly, observe correct polarity.
2. Charge the battery for 6-8 hours in 110-220V before first use.
3. When the megaphone is not in use for a long period of time, remove the dry cells and replace.
4. Drained cells or rechargeable battery will not give sufficient sound volume.
5. After the lithium battery is fully charged, the indicator light will turn red into green.
6. Switch the button to **OFF** if you have finished using the megaphone.

Features:

- Dry Cell Operation
- Full ABS Body, Sturdy & Lightweight
- Built-in Siren Microphone
- Clear Sound, Long Rang Efficient Design
- Conveniently Located Volume Controls Switch
- Rechargeable Lithium Battery Included
- (3) Modes: Talk, Siren & Music
- Aux (3.5mm) Input Connector Jack
- Stream MP3 & Digital Audio Files
- Ability to Connect External Devices
(iPhone, Android, Smartphone, iPad, Tablet, etc.)
- Includes Plug-in Handheld Microphone
- Button Activated Automatic Siren Alarm
- Adjustable Volume Control
- Ergonomic Pistol Grip and Lightweight Chassis
- For Indoor/Outdoor Use
- Built-in Automatic Siren Function
- Talk, Music, and Siren Switch

What's in The Box:

- Megaphone speaker
- 12V Lithium Battery
- Strap

Technical Specs:

- Constructional Materials: ABS
- Power Output: 100 Watt MAX
- Power Supply: 110-220V
- Bell Width: 8.46" -inches
- Projection Range: Up to 1500 Square Yards
- Battery Powered: Requires 8 x 'C' Not Included
or 12V Lithium Batteries
- Battery Life: 6-8 Hours
- Microphone: Unidirectional
- Weight: 2.52 lbs.
- Product Dimensions (D x L): 8.46" x 14.96" -inches

Questions? Comments?

We are here to help!

Phone: (1) 718-535-1800

Email: support@pyleusa.com