

opticon

Marine-2

User Instructions and Warranty


North America



Model
7x50 BIF.GA/IC



Main Features



- A** Fitting point for removable objective lens covers (supplied)
- B** Integral tripod adapter socket - unscrew to fit 31005 large L mount (optional extra)
- C** Integrated illuminated compass and distance scale for use in the northern hemisphere. Compasses for other world regions can be fitted to order
- D** Screw cover for 2x LR43 batteries (supplied). Remove plastic sheet between batteries before use
- E** On/off button for illuminated compass
- F** Natural rubber armoring with contoured ribs to maximize comfort and handling with or without gloves
- G** Long eye relief eyepieces for viewing comfort
- H** Fold down rubber eyecups

Models supplied in soft case with wide neck strap, rainguard and integral objective lens covers.

Distance Scale

The scale allows you to measure either the distance of an object if the height is known, or the height of an object if the distance is known.

The unit 'mil' is used on the scale. One scale division is 5 mils and equivalent to an object of height 5m being viewed at a distance of 1000m.

To calculate either the distance or height of an object:

Distance [m] = Height[m] x 1000 / No. of mils

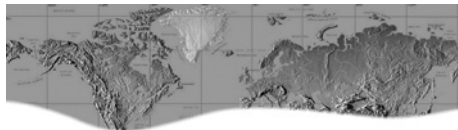
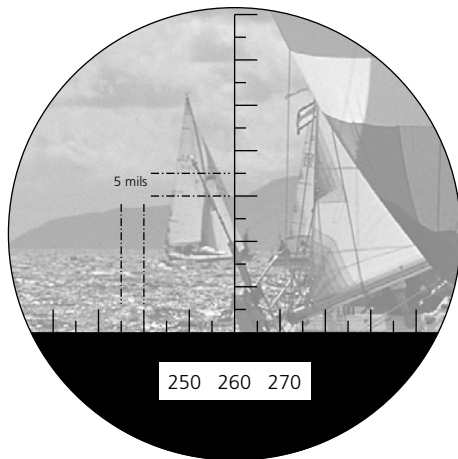
Height [m] = Distance[m] x no. of mils / 1000

Compass

The Marine-2 is fitted with a $\varnothing 30\text{mm}$ graduated compass in degrees suitable for use in the northern hemisphere.

N = 360° , S = 180° , E = 90° and W = 270° .

To use, simply hold the binoculars in the viewing position [horizontal] and focus on an object.



User Instructions

To help you get the best results from your equipment, please read the following instructions carefully.

Adjusting to obtain a single picture

To adjust the binoculars to match the spacing of your eyes simply rotate the two sides of the instrument around the center hinge until a single rounded picture is obtained when looking through both eyepieces.

Adjusting for maximum sharpness (focusing)

Marine-2 binoculars feature individual eyepiece focusing but the large depth of field generated by the 7x50 specification means they deliver 'in focus' images from approximately 50 yards to infinity distance. As a rule for general observation over 50 yards, the binoculars can be 'set' with the zero marks on the eyepiece tubes positioned directly above the vertical line marks on the main body.

Focusing at close range (below 50 yards) is facilitated by turning the left and right eyepieces simultaneously anticlockwise.

Adjusting for differences in visual acuity

Some people have differences in strength or visual acuity between their eyes. To compensate for this the eyepiece tubes can be rotated to different positions (usually within a few degrees of each other) for any given distance.

Wearing glasses

Marine-2 binoculars deliver full field of view with or without glasses. To ensure the maximum available field of view is obtained, the fold down rubber eyecups fitted to each eyepiece housing should be in the 'down' position when viewing with glasses. Be sure to return the eyecups to the 'up' position if you or anybody else wants to view without glasses.

User Instructions

Care and cleaning. Marine-2 binoculars require little maintenance but occasionally the outside surfaces of the eyepieces and objective lenses will need cleaning. To avoid damaging these surfaces please read the following carefully.

(i) Gently remove excess dirt and dust using compressed air or a lens cleaning brush.

Caution: Hard and persistent rubbing of dirty surfaces can cause abrasive scratches on the surface of the glass which may distort viewing.

(ii) Breathe on exposed glass surface and then wipe with an optical cleaning cloth (code 30277) in a circular motion until the surface is clean again.

Do not attempt to dismantle the instrument as this will invalidate the guarantee.

WARNING. Never under any circumstances use a binocular to view the sun. Doing so will cause serious damage to your eyes.

We hope you will get a great deal of pleasure from your new Opticron binocular. If you have any problems or damage the instrument in any way our Service Department is on hand to help you.

Warranty

Please keep this Warranty Card in a safe place

Model: **Marine-2 7x50 BIF.GA/IC**

Serial No: Purchase Date:

Dealer:

Opticron Marine-2 binoculars are of a very high quality both in their performance and construction and for your peace of mind we offer a Premier Limited Lifetime Warranty.

The Premier Limited Lifetime Warranty covers all the optical and mechanical components as well as the outer protective armor, but not accessories such as neck straps, rainguards, dust caps, objective lens covers etc. which are covered by our Standard Warranty.

In the case of accidental damage or defects attributable to faulty parts or assembly we will assume responsibility for the full costs of repair up to 5 years from the date of purchase. We reserve the right to decide whether defective parts or products should be repaired or replaced.

The Premier Limited Lifetime Warranty does not cover loss, theft or deliberate damage to the instrument.

Registration

It is important you register your new purchase to activate your Premier Limited Lifetime Warranty. To register your product and activate the warranty please visit www.opticronusa.com and complete the online Product Registration Form.

Premier Limited Lifetime Warranties are available on new instruments purchased from participating dealers in North America and are transferable. If you part with your instrument please make sure the new owner has a copy of your original proof of purchase and re-registers their ownership at www.opticronusa.com.

Privacy

Opticron takes your privacy seriously and we do not share personal information with other companies.



Address: Unit 21, Titan Court, Laporte Way, Luton, LU4 8EF, UK

Email: sales@opticronusa.com

Servicing & Repair:

If you have a problem with your product please visit the Help and Support section at www.opticronusa.com