

A-SBSI-S / A-SBSI-L

## Baby Side Snap-In Arm

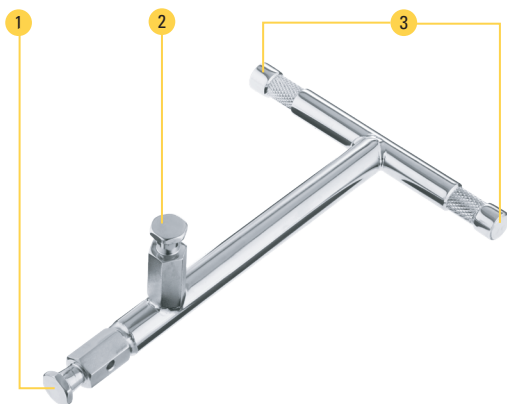
(9 in. / 15 in.)

### INSTRUCTIONS

# Introduction / Overview

## Thank you for choosing Impact.

The Impact Baby Side Snap-In Arm forms a rock-solid connection with a super clamp, and it's a perfect accessory for mounting light fixtures and studio gear to a vertical surface like a light stand, or to a horizontal surface like a tabletop or truss. Knurled baby pins assure a nonslip mount for your gear.



1. End hex pin
2. Side hex pin
3. Baby pins

# Setup

## Attaching to a Super Clamp


1. Press the safety button down, and slide the hexagonal stud into the super clamp's hex receiver.




## Side hex pin



## End hex pin



2. Then tighten the locking knob until secure.



## Vertical and Horizontal Positioning

The snap-in arm features two hexagonal studs for secure non-twist attachment to a super clamp. The arm's hex studs offer vertical and horizontal mounting options, illustrated below.

### Vertical Positioning



End hex pin mounted in a super clamp attached to a vertical c-stand riser or tube.



Side hex pin mounted in a super clamp attached to a horizontal lighting truss or flat surface such as the top of a door.

# Specifications

## Horizontal Positioning



Side hex pin mounted in a super clamp attached to a vertical c-stand riser or tube.



End hex pin mounted in a super clamp attached to a horizontal lighting truss or flat surface such as the top of a door.

## Specifications

	A-SBSI-S	A-SBSI-L
Mounting	5/8 in. (16 mm) hex stud (×2) 5/8 in. (16 mm) baby pin (×2)	5/8 in. (16 mm) hex stud (×2) 5/8 in. (16 mm) baby pin (×2)
Dimensions (L × W × H)	9 × 6.3 × 2.5 in. (228.6 × 160 × 63 mm)	15 × 6.3 × 2.5 in. (380 × 160 × 63 mm)
Weight	1.3 lb. (583 g)	1.8 lb. (807 g)
Material	Steel	Steel

# One-Year Limited Warranty

This Impact product is warranted to the original purchaser to be free from defects in materials and workmanship under normal consumer use for a period of one (1) year from the original purchase date or thirty (30) days after replacement, whichever occurs later. The warranty provider's responsibility with respect to this limited warranty shall be limited solely to repair or replacement, at the provider's discretion, of any product that fails during normal use of this product in its intended manner and in its intended environment. Inoperability of the product or part(s) shall be determined by the warranty provider. If the product has been discontinued, the warranty provider reserves the right to replace it with a model of equivalent quality and function.

This warranty does not cover damage or defect caused by misuse, neglect, accident, alteration, abuse, improper installation or maintenance. EXCEPT AS PROVIDED HEREIN, THE WARRANTY PROVIDER MAKES NEITHER ANY EXPRESS WARRANTIES NOR ANY IMPLIED WARRANTIES, INCLUDING BUT NOT LIMITED TO ANY IMPLIED WARRANTY OF MERCHANTABILITY OR FITNESS FOR A PARTICULAR PURPOSE. This warranty provides you with specific legal rights, and you may also have additional rights that vary from state to state.

To obtain warranty coverage, contact the Impact Customer Service Department to obtain a return merchandise authorization ("RMA") number, and return the defective product to Impact along with the RMA number and proof of purchase. Shipment of the defective product is at the purchaser's own risk and expense.

For more information or to arrange service, visit [www.impactstudiolighting.com](http://www.impactstudiolighting.com) or call Customer Service at 212-594-2353.

Product warranty provided by the Gradus Group.

[www.gradusgroup.com](http://www.gradusgroup.com)

Impact is a registered trademark of the Gradus Group.

© 2024 Gradus Group LLC. All Rights Reserved.



Images are for illustrative purposes only.