

## Assembly Manual



### What's In The Box

Please inspect the contents of your shipped package to ensure you have received everything that is listed below.



**Lanc Zoom Controller**



**2 x Allen Bolts  
(Size: 5 x 59mm)**



**Clamp Plate**



**1mtr Cable**



**15mtr Cable**

---

All rights reserved.

No part of this document may be reproduced, stored in a retrieval system, or transmitted by any form or by any means, electronic, mechanical, photo-copying, recording, or otherwise, except as may be expressly permitted by the applicable copyright statutes or in writing by the Publisher.

# INDEX

Sr. No	Particulars	Page No.
1	Dimensions	2
2	Lanc Zoom Controller Setup	3
3	Inserting Allen Bolts into Clamp Plate	3
4	Attaching Clamp Plate with Allen Bolts to LANC Zoom Controller	3
5	Attaching the LANC Zoom Controller to the Rod	3
6	Attaching 15mtr Cable (2.5mm TRS [LANC] Input)	4
7	Functions of Lanc Zoom Controller	5-6
8	Final Setup	7


## Dimensions:



## ■ LANC Zoom Controller Setup

### Inserting Allen Bolts into Clamp Plate

- Insert both Allen bolts (5x59mm) into the clamp plate.



### Attaching Clamp Plate with Allen Bolts to LANC Zoom Controller

- Insert the clamp plate, with the inserted bolts, into the LANC zoom controller.
- Then tighten the Allen bolts securely.



- The clamp plate with Allen bolts is now properly attached to the LANC Zoom controller.



### Attaching the LANC Zoom Controller to the Rod

- Slide the LANC Zoom Controller onto the Jib's rod (**Not Included**).
- Tighten the Allen bolts to securely fasten the controller in place.

#### Feature:

The built-in clamp plate is designed to fit on nearly any tripod pan bar, camera support, or stabilizer arm with a diameter of 30mm, providing versatile mounting options.

- LANC Zoom controller is securely attached to the jib's rod.
- Adjust the counterweights as needed for optimal balance .



## Fits Most Tripod Pan Bar, Camera Handle & Stabilizer

Mounting Clamp Fits  $\varnothing 30$  mm



### Attaching 15mtr Cable (2.5mm TRS [LANC] Input)

- Insert one end of the 15mtr cable into the LANC zoom controller port.



- Insert the other end of the 15mtr cable into the camera (Not Included) port.


**NOTE:** You can opt for a 1mtr cable instead of the 15mtr cable based on your setup needs and the distance between the camera and the LANC zoom controller.



**Feature:** The LANC Zoom Controller is compatible with 2.5mm LANC-equipped cameras. It supports popular models from **Sony, Canon, JVC, Blackmagic, and Panasonic**, including the **CX350** and **CX10**, ensuring broad compatibility and versatility for professional use.



## Functions of Lanc Zoom Controller :



### QUICK STANDBY MODE

- **On Button:** Save power and time with the convenient standby mode.
- Simply press once to activate standby mode and press again to turn the camera back on, ensuring efficient operation during shoots.



### Zoom Control

- **Thumb Control:** Ramp zoom speed from slow to fast and back to slow in a single, smooth motion.
- **Speed Adjuster Knob:** Side-mounted knob to set the zoom speed, offering precise control over zoom progression.



## RECORDING CONTROL

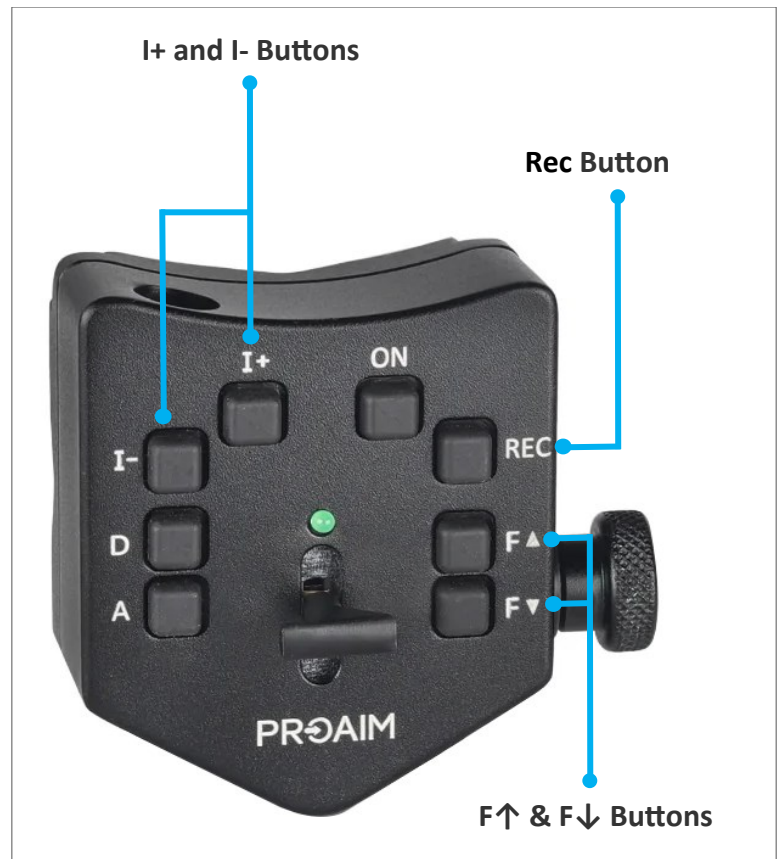
- **Rec Button:** Instant control of your camera's recording function so you can start and stop recording efficiently without fiddling with the camera.

## IRIS CONTROL

- **I+ and I- Buttons:** Direct control over the camera's iris for real-time exposure adjustments, ensuring optimal lighting conditions.


## FOCUS CONTROL

- **F↑ & F↓ Buttons:** Easily focus near or far with forward/backward control for fast, accurate focus shifts.



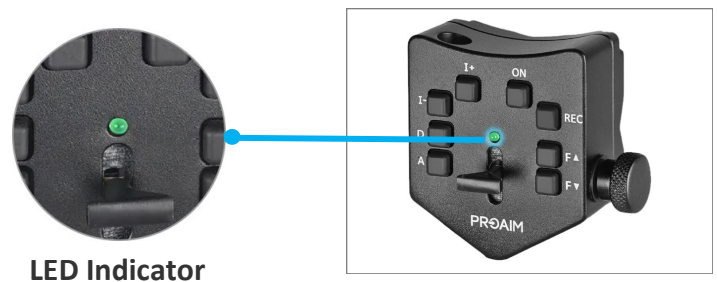
## AUTO FOCUS & ON-SCREEN DATA CONTROL

- **A Button:** Auto Focus (A) button allows you to switch auto-focus on and off with ease.
- **D Button:** Hide on-screen data for a cleaner image display (This function will automatically activate on supported cameras).



## LED INDICATOR

- LED indicator that blinks when you press any function button, ensuring intuitive use on the go.



**NOTE:** Please note that the "A" autofocus, "D" data, "F↑/ F↓" buttons, and "ON" buttons may not be compatible with all camcorders.

**YOUR PROAIM LANC ZOOM CONTROLLER  
ALL DRESSED UP AND READY TO GO!**



**(SHOWN WITH OPTIONAL ACCESSORIES)**

**Warranty:** We offer one year warranty for our products from date of purchase. Within this period of time, we will repair it without charge for labor or parts. Warranty doesn't cover transportation costs nor does it cover a product subjected to misuse or accidental damage. Warranty repairs are subjected to inspection and evaluation by us.

**Liability:** We are not liable for damage caused by products that we do not supply or from mishandling in transit, accident, misuse, neglect, lack of care of the product, or service by anyone other than our company.

**Contact Us:** In case of any kind of dissatisfaction, please Contact us immediately and we promise our utmost support and care until you use our product.