

Introduction

This user guide details the features of your Creative ZEN[®] Style. Creative ZEN Style is a music and video* player, voice recorder, and FM radio**, all rolled into one. It can also stream music output to *Bluetooth*[®] compatible devices.**

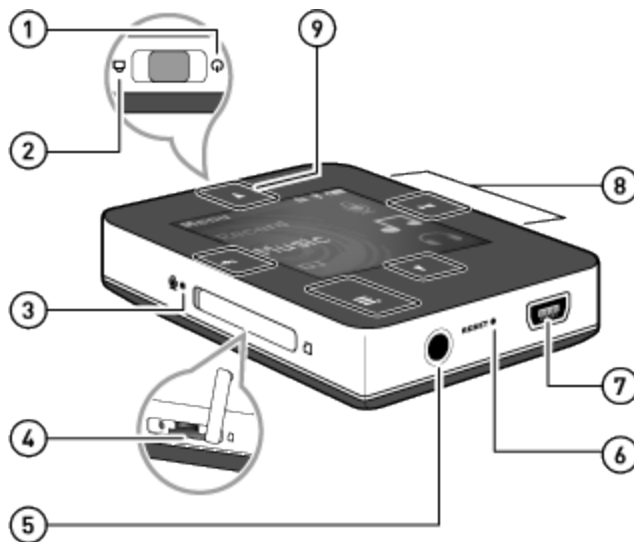
For setup and installation instructions, refer to the printed Quick Start leaflet that comes with your player.

*For transcoded videos only.

**The FM radio and *Bluetooth* options are available on M300 only.


Your Player at a Glance

This section introduces your player and its parts. Click the numbered labels for more information.




Turning Your Player On and Off

To turn on your player

- Slide the Power/Lock switch to  and hold for a few seconds. The display screen lights up.

To turn off your player

- Slide the Power/Lock switch to  and hold until the **Shutting down...** message appears.



Selecting Menus and Options

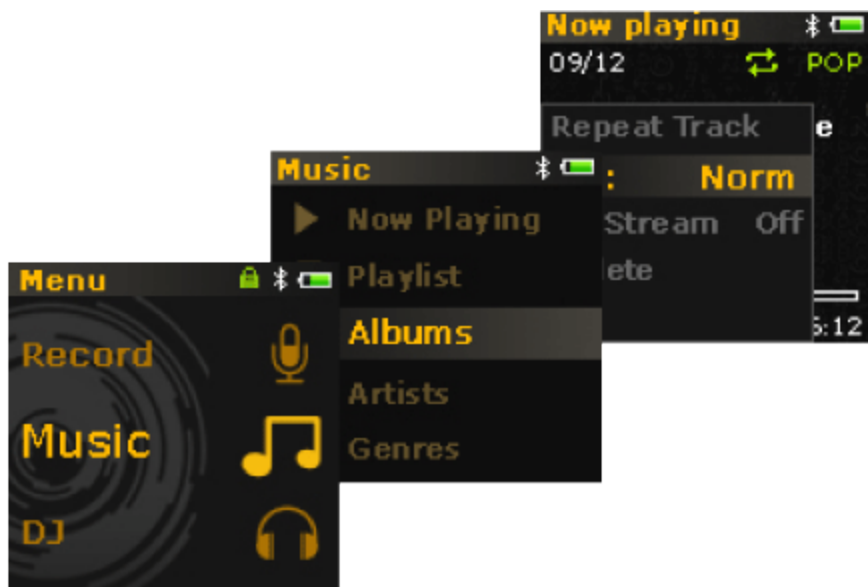
Your player has menus and options from which you can select. This section explains the difference between menus and options, and how to access them.

Menus are categories of content or player information. Examples of menus are **Music** and **System**.

Options are actions you can perform on a menu item. Examples of options are **EQ** and **Delete**.

When you turn on your player, you see the main menu. The main menu on your player leads to secondary menus called submenus. Submenus themselves can lead to other menus.

For more information, click the screen diagrams below.




Selecting an item

1. Press ▲ or ▼ to highlight a menu or option item.
2. Press ► to select.

Locking Your Player


Locking your player disables the functions of all buttons on your player. Locking your player is useful when you do not want to accidentally activate functions on your player, such as when your player is in your pocket or bag.

To lock your player

- Slide the Power/Lock switch to .



To unlock your player

- Slide the Power/Lock switch away from  back to its original position.



Playing and Managing Media Files

Ripping Music

When you rip music, you convert music tracks (often from CDs) into a format suitable for playback on your computer. You can rip music using applications such as **Windows Media® Player**. For more information, refer to the help that comes with the application.

Transferring Files to Your Player

You can use **Windows Explorer** or **Windows Media® Player** to transfer files from your computer to your player. For more information, refer to the help that comes with the application.



If you are using **Windows Media Player**, make sure that your contents are in personal folders specified under **Windows Media Player**, namely, **My Music**, **My Pictures**, and **My Videos**.

Playing and Managing Music Tracks

You can search for music tracks by album, artist or genre.

If you have combined tracks from various albums, and saved them as playlists, you can also search your tracks by playlist.

To play a music track

1. On the main menu, select **Music**.
2. Select a category, such as **Playlists**, **Albums**, **Artists** or **Genres**.
If you want to search by track title, select **All Tracks**.
3. Select the track you want, and press **▶||**.



For effective searches, add the relevant media information to your tracks using an application such as **Windows® Media Player**.







Adjusting Volume

While a song or video is playing, press the + or - button at the right hand side of the player to increase or decrease the volume.




Shuffling and Repeating Tracks

You can shuffle or repeat your list of selected tracks by selecting a different play mode.






1. On the main menu, select **Music** → **Now Playing** .
2. Press  and select **Normal**.
3. Select one of the following options:
 - **Normal**
Plays your selected tracks in sequential order.
 - **Track Once** 
Stops playing after the current track ends.
 - **Repeat Track** 
Repeats the current track.
 - **Shuffle Repeat** 
Plays and repeats all selected tracks, in random order.
 - **Repeat All** 
Repeats all selected tracks.
 - **Shuffle** 
Plays all selected tracks in random order, once only.



You can also access these options by pressing  while playing a track.

Deleting a Track

To permanently delete the track that is currently being played:

1. In the **Now Playing** view, press  and select **Delete**.
2. Press .
3. Press  or  to highlight **Yes**.
4. Press  to confirm the deletion.

Being Your Own DJ

Instead of selecting tracks yourself, let your player's DJ pick out tracks for you.

1. On the main menu, select **DJ**.
2. Select one of the following:
 - **Album of the Day**
Plays any album.
 - **Random Play All**
Plays all tracks, including your recorded tracks, in random order.
 - **Most Popular**
Plays frequently played tracks.

Using the *Bluetooth*[®] Wireless Feature

You can stream music from your player to *Bluetooth* compatible speakers or headphones.

- [Turning on *Bluetooth*](#)
- [Pairing with a *Bluetooth* Device](#)
- [Streaming Music to a *Bluetooth* Device](#)
- [Clearing the *Bluetooth* Device List](#)



- *Bluetooth* streaming is available for Music and Audible contents only. *Bluetooth* streaming is not supported for FM Radio and Videos.
- The FM Radio and *Bluetooth* options are available on M300 only.

Turning on *Bluetooth*®

1. On the main menu, select **System** → **Bluetooth** → **Bluetooth OFF**.
2. Press **▶||** to switch to **Bluetooth ON**.



- *Bluetooth* streaming is available for Music and Audible contents only. *Bluetooth* streaming is not supported for FM Radio and Videos.
- The *Bluetooth* option is available on M300 only.

Pairing with a *Bluetooth*[®] Device

1. On the **Bluetooth** menu, select **Scan for devices**.
A list of available *Bluetooth* devices appears.
2. Press **▶||** to select the desired *Bluetooth* device.
3. If you are prompted to enter a 4-digit code from compatible speakers and headphones, please key-in the code using the **▲** or **▼** buttons to scroll, and press **▶||** to confirm as directed by the manufacturer.
Press **▶||** when you have finish entering the 4-digit code.



- *Bluetooth* streaming is available for Music and Audible contents only. *Bluetooth* streaming is not supported for FM Radio and Videos.
- The *Bluetooth* option is available on M300 only.

Streaming Music to a *Bluetooth*[®] Device


1. On the **Bluetooth** menu, select **BT Stream OFF**.
2. Press **▶||** to switch to **BT Stream ON**.

Alternatively, press **≡** in the **Now Playing** view and select the desired option.



- *Bluetooth* streaming is available for Music and Audible contents only. *Bluetooth* streaming is not supported for FM Radio and Videos.
- The *Bluetooth* option is available on M300 only.

Clearing the *Bluetooth*[®] Device List

1. On the **Bluetooth** menu, select **Clear ALL**.
2. Press  to clear the device list.



- *Bluetooth* streaming is available for Music and Audible contents only. *Bluetooth* streaming is not supported for FM Radio and Videos.
- The *Bluetooth* option is available on M300 only.

Playing Audible Files

1. On the main menu, select **Audible**.
The list of Audible files appears.
2. Select the file you want, and press ►.
3. To delete a file, press ≡ in the file list view and select **Delete**.



For content purchased from audible.com, please use Audible Manager to manage your content.
Visit www.audible.com/sw to download Audible software.

Listening to the Radio*


Your player saves FM radio stations as presets.

The FM frequency range on your player is set to "International" by default. Most regions in the world receive FM broadcasts in this range.



- *The FM radio option is available on M300 only.
- Bluetooth streaming is not available when listening to the FM radio.









Performing an Autoscans and Autosave

1. Connect your earphones to the earphone jack.
Your earphones act as an antenna and must be connected to your player for radio reception.
2. On the main menu, select **FM Radio**.
3. Press  and select **Autoscan**.
4. When prompted to start autoscans, select **Yes**.




You will be prompted to start autoscans if this is the first time you select **FM Radio** on the main menu.

Performing a Manual Scan

1. Connect your earphones to the earphone jack.
Your earphones act as an antenna and must be connected to your player to receive radio signals.
2. On the main menu, select **FM Radio**.
3. Press , and then press  to switch from **Preset Tuning** to **Manual Tuning**.
To return to FM Radio screen, press .
4. Press and hold  or  to scan for the next available radio station.
Press  or  to fine-tune the frequency.
5. Press , and select **Save as Preset**.
6. Select an empty preset denoted by "--.--- MHz".
If you have selected an existing preset, you will be prompted to confirm that you want to replace the current preset.




Deleting Radio Presets

1. On the main menu, select **FM Radio**.
2. Select a preset.
3. Press  and select **Delete Preset**.


Viewing Your Presets

1. On the main menu, select **FM Radio**.
2. Press **▶||**.
The list of presets appears.


Recording with the Built-in Microphone

1. Place your player as close as possible to the source you are recording.
2. On the main menu, select **Record** to start the recording.
3. To pause a recording session, press  and select **Pause**.
To resume, press  and select **Resume** to continue recording.
4. To end the recording session, press .
The player automatically saves the recording. The track is named "MIC", followed by the date and time of the recording (YYYY-MM-DD HH:MM:SS). For example, if you record a track on May 18, 2011 at 3:15 am, the track is named MIC 2011-05-18 03:15:00.



You can split a long recording session into different files. While recording, press  and select **Split**. Your player automatically saves the current recording and immediately starts a new one.

Playing Recordings

1. On the main menu, select **Recorded**.
2. Select the track you want.
Press  to play.





Bluetooth streaming is not supported for playback of recordings.

Viewing and Managing Photos

View photos individually, or as a slideshow, on your player.

To access the photos

1. On the main menu, select **Photos** .
A list of photos that are on your player appears.
2. Select a photo.
The photo appears in full screen.
3. Press  and select one of the following:
 - **Delete** to delete the photo.
 - **Slide Interval** to change the duration of the slideshow interval.
To stop the slideshow, press .



- Your player displays photos in the JPEG (JPG) format only.
- Expect a short interval before the photos you select are displayed. Your player is preparing to load and display the photos.

Playing and Managing Videos

To play videos on your player, you need to convert them to the SMV format.

To download a copy of the video transcoding software for your player, go to <http://www.creative.com/getstarted/zenstylem100> or <http://www.creative.com/getstarted/zenstylem300>.



Bluetooth streaming is not available during video playback.



Playing a Video

1. On the main menu, select **Videos**.
2. Select a video and press **▶||**.
3. To pause the video, press **▶||**.
Press again to resume.
4. To exit the video playback, press **⏪**.
5. To rewind or fast-forward, press and hold **⏮** or **⏭**.
Release the buttons to resume playback.
6. While playing the video, you can adjust the volume.



Bluetooth streaming is not available during video playback.

Deleting a Video

1. On the main menu, select **Videos**.
2. Select a video.
3. Press  and select **Delete**.
4. Press  to select **Yes**.

Customizing Your Player




Setting the Menu Language

1. On the main menu, select **System** → **Language**.
2. Press **▶||** to cycle through the list of languages available.
3. After selecting the preferred language, press **◀** to exit.

Using Equalizer (EQ)

EQ is the player's collection of equalizer settings, which you can use to enhance the quality of your audio tracks. You can select an equalizer preset to suit the genre of your music.

To select an equalizer preset

1. On the main menu, select **Music** → **Now Playing**.
2. Press  and select **EQ**.
3. Press  repeatedly to cycle through the list of EQ menu options.
4. Press  to exit the Options menu.
The selected EQ menu option appears in the **Now Playing** view.

Setting the Display Brightness

1. On the main menu, select **System** → **Brightness**.
2. Press **▶||** to select the desired brightness.
3. To exit, press **◀**.

Setting the Backlight Duration

1. On the main menu, select **System** → **Backlight Time**.
2. Press **▶||** to select the length of time that you want your player's backlight to be on before it dims.
3. To exit, press **◀**.

Setting the Idle Shutdown Time

You can specify how long your player can remain inactive before it automatically shuts down. This feature helps you save battery power.






1. On the main menu, select **System** → **Idle Shutdown**.
2. Press **▶||** to select the setting that you want.
3. To exit, press **◀**.

Using the Clock

To display the time, select **Time** on the main menu.

To set the date and time, see [Setting the Date and Time](#).

Setting the Date and Time

1. On the main menu, select **Time**.
The current date and time are displayed.
2. Press  and select **Set Time** or **Set Date**.
3. Press  or  to change the value of the field.
4. Press  to set the value.
The cursor will move to the next field.
5. To exit, press .

Resetting Your Player

You can reset your player to its original settings.

On the main menu, select **System** → **Reset Settings**.

Using a Memory Card

[Inserting and Ejecting a Memory Card](#)

[Playing Media from a Memory Card](#)

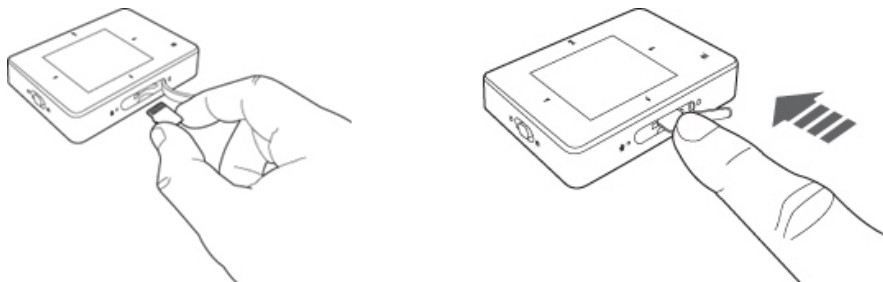
[Transferring Files to and from Your Memory Card](#)

Inserting and Ejecting a Memory Card

Inserting a Memory Card Correctly

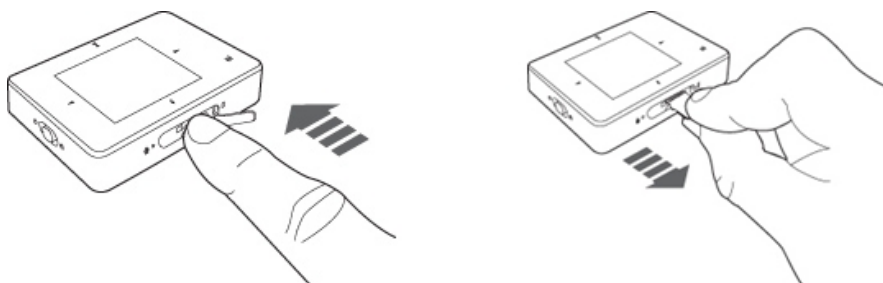
Gently pull the rubber cover that is covering the slot.

Make sure that the memory card is properly aligned with the slot, then gently push to lock it in place.



Ejecting a Memory Card Correctly

Push to eject the memory card, then gently pull it out from the slot.



Warning

To avoid damage to your memory card:

- Do not force the memory card in the slot. If it does not fit properly, gently remove and try again.
- Do not shake the memory card when removing.
- Remove the memory card only when your player displays the main menu or when your player is turned off.
- If your player is connected to your computer, do not insert or eject the memory card from your player.

Playing Media from a Memory Card

You can play media contents from microSD memory cards in a similar manner as when you play contents from your player's internal memory.


On the main menu, tap **microSD**, and then navigate to the folders that you have stored your music, video or pictures.

Transferring Files to and from Your Memory Card

You can use **Windows Explorer** or **Windows Media® Player** to transfer files from your computer to your memory card.

For more information, refer to the **Help** that comes with the application.

Warning

- Do not disconnect your player or attempt to remove the memory card during file transfer.
- To disconnect, click **Safely Remove Hardware**  → **Safely Remove USB Mass Storage Device** from the taskbar.
- If your player is connected to your computer, do not insert or eject the memory card from your player.



- If you are using **Windows Media Player**, make sure that your contents are in personal folders specified under **Windows Media Player**, namely **My Music**, **My Pictures**, and **My Videos**.

Safety and Regulatory Information for M100

The following sections contain notices for various countries.

CAUTION: This product is intended for use with FCC/CE certified computer equipment. Please check the equipment operating/installation manual and/or with the equipment manufacturer to verify/confirm if your equipment is suitable prior to the installation or use of the product.

Notice for the USA

Federal Communication Commission (FCC) Interference Statement

FCC Part 15: This equipment has been tested and found to comply with the limits for a Class B digital device, pursuant to Part 15 of the FCC Rules. These limits are designed to provide reasonable protection against harmful interference in a residential installation. This equipment generates, uses and can radiate radio frequency energy and, if not installed and used in accordance with the instructions, may cause harmful interference to radio communications. However, there is no guarantee that interference will not occur in a particular installation. If this equipment does cause harmful interference to radio or television reception, which can be determined by turning the equipment off and on, the user is encouraged to try to correct the interference by one or more of the following measures:

- Reorient or relocate the receiving antenna.
- Increase the separation between the equipment and receiver.
- Connect the equipment into an outlet on a circuit different from that to which the receiver is connected.
- Consult the dealer or an experienced radio/TV technician for help.

This device complies with part 15 of the FCC Rules. Operation is subject to the following two conditions:

- This device may not cause harmful interference, and
- This device must accept any interference received, including interference that may cause undesired operation.

CAUTION: To comply with the limits of the Class B digital device, pursuant to Part 15 of the FCC Rules, this device must be installed with computer equipment certified to comply with Class B limits.

All cables used to connect to the computer and peripherals must be shielded and grounded. Operation with non-certified computers or non-shielded cables may result in interference to radio or television reception.

MODIFICATION: Any changes or modifications not expressly approved by the grantee of this device could void the user's authority to operate the device.

DECLARATION OF CONFORMITY

Manufacturer/Importer's Name:

Creative Labs, Inc.

Manufacturer/Importer's Address:

1901 McCarthy Boulevard

Milpitas, CA. 95035

United States

Tel: (408) 428-6600

declares under its sole responsibility that the product

Trade Name:

Creative Labs

Model Number:

DVP-FL0018

has been tested according to the FCC/CISPR22 requirement for Class B devices and found compliant with the following standards:

EMI/EMC: ANSI C63.4, FCC Part 15 Subpart B

Complies with Canadian ICES-003 Class B

This device complies with part 15 of the FCC Rules.
Operation is subject to the following two conditions:

1. This device may not cause harmful interference, and
2. This device must accept any interference received, including interference that may cause undesirable operation.

Ce matériel est conforme à la section 15 des règles FCC.
Son Fonctionnement est soumis aux deux conditions suivantes:

1. Le matériel ne peut être source D'interférences et
2. Doit accepter toutes les interférences reçues, Y compris celles pouvant provoquer un fonctionnement indésirable.

Compliance Manager
Creative Labs, Inc.
May 31, 2011

California Proposition 65 Statement

WARNING: Handling this product may expose you to chemicals known to the State of California to cause cancer and birth defects or other reproductive harm.

Wash hands after handling.

Explanatory Note: California Safe Drinking Water and Toxic Enforcement Act of 1986 (Proposition 65) requires special product labeling for products containing certain chemicals known to the State of California to cause cancer, birth defects or other reproductive harm. Creative has chosen to provide a warning based on its knowledge about the presence of one or more listed chemicals without attempting to evaluate the level of exposure. With Creative's products, the exposure may be below the Proposition 65 level of concern, or could even be zero. However, out of an abundance of caution, Creative has elected to place the Proposition 65 warning on its products.

Déclaration de la Proposition 65 de la Californie

AVERTISSEMENT: La manipulation de ce produit peut vous exposer à des produits chimiques qui sont reconnus par l'État de la Californie comme pouvant provoquer le cancer, des anomalies congénitales ou d'autres effets nuisibles à la reproduction.

Veillez vous laver les mains après l'avoir manipuler.

Note explicative: La Proposition 65 (California Safe Drinking Water and Toxic Enforcement Act of 1986) de la Californie sur les matières dangereuses et l'eau potable exige un étiquetage spécial pour les produits contenant certains produits chimiques qui sont reconnus par l'État de la Californie comme pouvant provoquer le cancer, des anomalies congénitales ou d'autres effets nuisibles à la reproduction. Creative a choisi d'inclure une mise en garde s'appuyant sur sa connaissance de la présence d'un ou de plusieurs de ces produits chimiques sans essayer d'en évaluer le niveau d'exposition. Pour les produits de Creative, le niveau d'exposition peut être inférieur au niveau critique établi par la Proposition 65 ou même être nul. Néanmoins, par souci extrême de prudence, Creative a choisi de placer l'avertissement de la Proposition 65 sur ses produits.

Notice for Canada

This Class B digital apparatus complies with Canadian ICES-003.

Cet appareil numérique de la classe B est conforme à la norme NMB-003 du Canada.

CANADIAN CLASS B STATEMENT: This digital device does not exceed the Class B limits for radio noise emissions from digital apparatus as set out in the interference-causing equipment standard entitled "Digital Apparatus," ICES-003 of the Department of Communications.

Cet appareil numérique respecte les limites de bruits radioélectriques applicables aux appareils numériques de Classe B prescrites dans la norme sur le matériel brouilleur: "Appareils Numériques," NMB-003 édictée par le ministre des Communications.

MODIFICATION: Any changes or modifications not expressly approved by the grantee of this device could void the user's authority to operate the device.

Toute modification non approuvée explicitement par le fournisseur de licence de l'appareil peut entraîner l'annulation du droit de l'utilisateur à utiliser l'appareil.

European Compliance

This product conforms to the following:

EMC Directive 2004/108/EC.

Mains operated products for the European market comply with Low Voltage Directive 2006/95/EC and Commission Regulation(s) Implementing Directive (2005/32/EC).

Communication / RF wireless products for the European market comply with R&TTE Directive 1999/5/EC.

CAUTION: To comply with the Europe CE requirement, this device must be installed with CE certified computer equipment which meet with Class B limits.

All cables used to connect this device must be shielded, grounded and no longer than 3m in length. Operation with non-certified computers or incorrect cables may result in interference to other devices or undesired effects to the product.

MODIFICATION: Any changes or modifications not expressly approved by Creative Technology Limited or one of its affiliated companies could void the user's warranty and guarantee rights.

WEEE Statement



The use of the WEEE Symbol indicates that this product may not be treated as household waste. By ensuring this product is disposed of correctly, you will help protect the environment. For more detailed information about the recycling of this product, please contact your local authority, your household waste disposal service provider or the shop where you purchased the product.

Batteries Directive 2006/66/EC



FOR REMOVABLE BATTERY (Li-ion/polymer, button/coin cells, cylindrical cells)

This product contains one or more of the above removable batteries. The crossed-out wheeled bin symbol indicates that the battery in this product should not be treated as unsorted municipal waste upon reaching its end of life. Instead it should be taken to separate collection and recycling schemes. Batteries containing heavy metal content will have a two-letter symbol for the chemical under the crossed-out wheeled bin symbol. 'Cd' stands for cadmium, 'Pb' for lead, and 'Hg' for mercury. You can help the environment and avoid public health hazards by recycling the battery at an authorized recycling facility or the place of purchase. To find the nearest authorized recycle centre contact your local authority. Instructions for removing the battery can be found in the product user manual. The instructions should be followed carefully before attempting to remove the battery.

FOR INTEGRATED BATTERY

This product contains a Lithium ion/polymer battery that should only be removed by an authorized recycling centre. By recycling this product at your local authorized recycling centre or the place of purchase, the battery will be removed and recycled separately.

Notice for Japan

Recycling Rechargeable Battery



Li-ion

Lithium rechargeable battery is a resource that can be recycled.

- For recycling of embedded lithium rechargeable batteries inside Creative products, please do not attempt to remove the battery from the device. For recycling information and instruction, please go to Creative Media K K customer support at <http://jp-creative.com/support/contact/> (in Japanese)
- For recycling of replaceable (removable) lithium rechargeable batteries:



注意事項

- It is recommended to remove the rechargeable batteries when they are fully discharged.
- Precaution needs to be taken on metal parts of the battery by covering them with isolation materials such as scotch tape.
- Refer to the homepage of JBRC for information on recycling and recovery of rechargeable batteries and supporting shops. (<http://www.jbrc.com/>)

Notice for Australia and New Zealand



N136

This product complies with the requirements of the ACMA Radiocommunications (Electromagnetic Compatibility) Standard 2008.

Notice for Korea

B급 기기

(가정용 방송통신기자재)

이 기기는 가정용 (B급) 전자파적합기기로서 주로 가정에서 사용하는 것을 목적으로 하며, 모든 지역에서 사용할 수 있습니다.

Notice for France

IMPORTANT — A LIRE AVEC ATTENTION:

Ecouter de manière prolongée, à un très haut volume sonore de la musique (au dessus de 80 decibels), au moyen d'un casque ou d'écouteurs, peut entraîner une détérioration irréversible et définitive de vos facultés auditives. L'usage répété et habituel d'un casque ou d'écouteurs à un niveau de volume sonore trop élevé peut donner l'impression à l'utilisateur que le volume sonore émis par l'appareil n'est pas suffisant. L'utilisateur sera tenté d'augmenter, petit à petit, son réglage habituel, risquant ainsi d'atteindre un niveau dangereux pour ses oreilles. Afin de protéger votre santé, et vos oreilles, veillez à maintenir le volume de la sortie casque de votre appareil à un niveau adapté et à interrompre son utilisation régulièrement et particulièrement si des symptômes, comme des troubles de l'ouïe, se manifestent.

N'utilisez pas le casque ou les écouteurs pendant la conduite d'une voiture, d'une bicyclette ou de tout autre véhicule motorisé, afin d'éviter tout accident de la circulation. En outre, il est interdit dans certains pays d'utiliser un casque ou des écouteurs en conduisant. Il peut être également dangereux d'écouter à volume élevé tout en marchant, spécialement aux passages piétons. Soyez toujours extrêmement prudent et cessez d'utiliser cet appareil dans les situations présentant des risques d'accident.

Évitez d'utiliser le casque ou les écouteurs à volume élevé. Les médecins spécialistes de l'audition déconseillent une écoute continue à volume trop élevé. Si vous percevez un sifflement dans les oreilles, réduisez le volume ou cessez l'écoute.

Maintenez un volume d'écoute modéré. Vous pourrez ainsi entendre les sons extérieurs et être attentif aux gens qui vous entourent.

Votre produit Creative accompagné des écouteurs fournis, est conforme à la réglementation française concernant les baladeurs musicaux (Arrêté du 24 Juillet 1998). Les caractéristiques techniques de ces écouteurs se trouvent dans le manuel en ligne et/ou sur le site internet de Creative. Si vous choisissez d'utiliser un autre casque ou d'autres écouteurs, veuillez vous assurer au préalable que leurs caractéristiques techniques soient les mêmes.

Ukraine RoHS Statement

Обладнання відповідає вимогам Технічного регламенту щодо обмеження використання деяких небезпечних речовин в електричному та електронному обладнанні, затвердженого постановою Кабінету Міністрів України від 3 грудня 2008 № 1057

Turkey RoHS Statement

EEE Yönetmeliğine Uygundur

Safety Information

Refer to the following information to use your product safely, and to reduce the chance of electric shock, short-circuiting, damage, fire, hearing impairment or other hazards. **Improper handling may void the warranty for your product. For more information, read the warranty available with your product.**

- Do not dismantle or attempt to repair your product.
Refer all servicing to authorized repair agents.
- Do not expose your product to temperatures outside the range of 0°C to 45°C (32°F to 113°F).
- Do not pierce, crush or set fire to your product.
- Keep your product away from strong magnetic objects.
- Do not subject your product to excessive force or impact.
- Do not expose your product to water or moisture.
If your product is moisture-resistant, take care not to immerse your product in water or expose it to rain.
- The socket outlet shall be installed near the equipment and shall be easily accessible.

Earphones

- When a conductive apparatus such as earphones, is used in close proximity with a CRT television or CRT monitor, the latter may emit an electrostatic discharge. This electrostatic discharge can be felt as a static shock. While this static shock is usually harmless, it is good practice to avoid close contact with CRT devices when using earphones.
- Do not listen to audio on your earbuds or headphones at high volume for prolonged periods of time as hearing loss may result. For users in the United States, go to www.hei.org for more information.
- Do not listen to your audio device at high volume when driving, cycling or crossing the road, especially in heavy traffic, or in any other traffic condition where such use will hinder safe travel on the roads. We recommend that consumers be extremely cautious when using this device on the road.

Embedded Battery

- Do not attempt to remove the embedded battery.
The product must be disposed of according to local environmental regulations. To replace the battery, return your product to your regional support office. For product service information, go to www.creative.com.
- Do not expose to excessive heat such as sunlight, fire or the like.
CAUTION: Risk of explosion if battery is replaced by incorrect types.

Avoiding Hearing Damage

Permanent hearing loss may occur if the player is used at high volume. Set the volume to a safe level. You can adapt over time to a higher volume of sound that may sound normal but can be damaging to your hearing. If you experience ringing in your ears or muffled speech, stop listening and have your hearing checked. The louder the volume, the less time is required before your hearing could be affected. Hearing experts suggest that to protect your hearing:

- Limit the amount of time you use the player at high volume.
- Avoid turning up the volume to block out noisy surroundings.
- Turn the volume down if you can't hear people speaking near you.

Safety and Regulatory Information for M300

The following sections contain notices for various countries.

CAUTION: This product is intended for use with FCC/CE certified computer equipment. Please check the equipment operating/installation manual and/or with the equipment manufacturer to verify/confirm if your equipment is suitable prior to the installation or use of the product.

Notice for the USA

Federal Communication Commission (FCC) Interference Statement

FCC Part 15: This equipment has been tested and found to comply with the limits for a Class B digital device, pursuant to Part 15 of the FCC Rules. These limits are designed to provide reasonable protection against harmful interference in a residential installation. This equipment generates, uses and can radiate radio frequency energy and, if not installed and used in accordance with the instructions, may cause harmful interference to radio communications. However, there is no guarantee that interference will not occur in a particular installation. If this equipment does cause harmful interference to radio or television reception, which can be determined by turning the equipment off and on, the user is encouraged to try to correct the interference by one or more of the following measures:

- Reorient or relocate the receiving antenna.
- Increase the separation between the equipment and receiver.
- Connect the equipment into an outlet on a circuit different from that to which the receiver is connected.
- Consult the dealer or an experienced radio/TV technician for help.

This device complies with part 15 of the FCC Rules. Operation is subject to the following two conditions:

- This device may not cause harmful interference, and
- This device must accept any interference received, including interference that may cause undesired operation.

CAUTION: To comply with the limits of the Class B digital device, pursuant to Part 15 of the FCC Rules, this device must be installed with computer equipment certified to comply with Class B limits.

All cables used to connect to the computer and peripherals must be shielded and grounded. Operation with non-certified computers or non-shielded cables may result in interference to radio or television reception.

MODIFICATION: Any changes or modifications not expressly approved by the grantee of this device could void the user's authority to operate the device.

Federal Communication Commission (FCC) Radiation Exposure Statement

Power is so low that no RF exposure calculation is needed.

DECLARATION OF CONFORMITY

Manufacturer/Importer's Name:

Creative Labs, Inc.

Manufacturer/Importer's Address:

1901 McCarthy Boulevard

Milpitas, CA. 95035

United States

Tel: (408) 428-6600

declares under its sole responsibility that the product

Trade Name:

Creative Labs

Model Number:

DVP-FL0017

has been tested according to the FCC/CISPR22 requirement for Class B devices and found compliant with the following standards:

EMI/EMC: ANSI C63.4, FCC Part 15 Subpart B & C

Complies with Canadian ICES-003 Class B and RSS-210 Standards

This device complies with part 15 of the FCC Rules.

Operation is subject to the following two conditions:

1. This device may not cause harmful interference, and
2. This device must accept any interference received, including interference that may cause undesirable operation.

Ce matériel est conforme à la section 15 des règles FCC.

Son Fonctionnement est soumis aux deux conditions suivantes:

1. Le matériel ne peut être source D'interférences et
2. Doit accepter toutes les interférences reçues, Y compris celles pouvant provoquer un fonctionnement indésirable.

Compliance Manager

Creative Labs, Inc.

May 31, 2011

California Proposition 65 Statement

WARNING: Handling this product may expose you to chemicals known to the State of California to cause cancer and birth defects or other reproductive harm.

Wash hands after handling.

Explanatory Note: California Safe Drinking Water and Toxic Enforcement Act of 1986 (Proposition 65) requires special product labeling for products containing certain chemicals known to the State of California to cause cancer, birth defects or other reproductive harm. Creative has chosen to provide a warning based on its knowledge about the presence of one or more listed chemicals without attempting to evaluate the level of exposure. With Creative's products, the exposure may be below the Proposition 65 level of concern, or could even be zero. However, out of an abundance of caution, Creative has elected to place the Proposition 65 warning on its products.

Déclaration de la Proposition 65 de la Californie

AVERTISSEMENT: La manipulation de ce produit peut vous exposer à des produits chimiques qui sont reconnus par l'État de la Californie comme pouvant provoquer le cancer, des anomalies congénitales ou d'autres effets nuisibles à la reproduction.

Veillez vous laver les mains après l'avoir manipuler.

Note explicative: La Proposition 65 (California Safe Drinking Water and Toxic Enforcement Act of 1986) de la Californie sur les matières dangereuses et l'eau potable exige un étiquetage spécial pour les produits contenant certains produits chimiques qui sont reconnus par l'État de la Californie comme pouvant provoquer le cancer, des anomalies congénitales ou d'autres effets nuisibles à la reproduction. Creative a choisi d'inclure une mise en garde s'appuyant sur sa connaissance de la présence d'un ou de plusieurs de ces produits chimiques sans essayer d'en évaluer le niveau d'exposition. Pour les produits de Creative, le niveau d'exposition peut être inférieur au niveau critique établi par la Proposition 65 ou même être nul. Néanmoins, par souci extrême de prudence, Creative a choisi de placer l'avertissement de la Proposition 65 sur ses produits.

Notice for Canada

This Class B digital apparatus complies with Canadian ICES-003 and RSS-210.

Cet appareil numérique de classe B est conforme aux normes canadiennes NMB-003 et CNR-210.

This device complies with Industry Canada licence-exempt RSS standard.

Operation is subject to the following two conditions:

- (1) This device may not cause harmful interference, and
- (2) this device must accept any interference received, including interference that may cause undesirable operation.

Cet appareil est conforme avec Industrie Canada RSS standard exempts de licence.

Son Fonctionnement est soumis aux deux conditions suivantes :

- (1) Le matériel ne peut être source D'interférences et
- (2) Doit accepter toutes les interférences reques, Y compris celles pouvant provoquer un fonctionnement indésirable.

CANADIAN CLASS B STATEMENT: This digital device does not exceed the Class B limits for radio noise emissions from digital apparatus as set out in the interference-causing equipment standard entitled "Digital Apparatus," ICES-003 of the Department of Communications.

Cet appareil numerique respecte les limites de bruits radioelectriques applicables aux appareils numeriques de Classe B prescrites dans la norme sur le materiel brouilleur: "Appareils Numeriques," NMB-003 edictee par le ministre des Communications.

MODIFICATION: Any changes or modifications not expressly approved by the grantee of this device could void the user's authority to operate the device.

Toute modification non approuvée explicitement par le fournisseur de licence de l'appareil peut entraîner l'annulation du droit de l'utilisateur à utiliser l'appareil.

European Compliance

This product conforms to the following:

EMC Directive 2004/108/EC.

Mains operated products for the European market comply with Low Voltage Directive 2006/95/EC and Commission Regulation(s) Implementing Directive (2005/32/EC).

Communication / RF wireless products for the European market comply with R&TTE Directive 1999/5/EC.

CAUTION: To comply with the Europe CE requirement, this device must be installed with CE certified computer equipment which meet with Class B limits.

All cables used to connect this device must be shielded, grounded and no longer than 3m in length. Operation with non-certified computers or incorrect cables may result in interference to other devices or undesired effects to the product.

MODIFICATION: Any changes or modifications not expressly approved by Creative Technology Limited or one of its affiliated companies could void the user's warranty and guarantee rights.

WEEE Statement



The use of the WEEE Symbol indicates that this product may not be treated as household waste. By ensuring this product is disposed of correctly, you will help protect the environment. For more detailed information about the recycling of this product, please contact your local authority, your household waste disposal service provider or the shop where you purchased the product.

Batteries Directive 2006/66/EC



FOR REMOVABLE BATTERY (Li-ion/polymer, button/coin cells, cylindrical cells)

This product contains one or more of the above removable batteries. The crossed-out wheeled bin symbol indicates that the battery in this product should not be treated as unsorted municipal waste upon reaching its end of life. Instead it should be taken to separate collection and recycling schemes. Batteries containing heavy metal content will have a two-letter symbol for the chemical under the crossed-out wheeled bin symbol. 'Cd' stands for cadmium, 'Pb' for lead, and 'Hg' for mercury. You

can help the environment and avoid public health hazards by recycling the battery at an authorized recycling facility or the place of purchase. To find the nearest authorized recycle centre contact your local authority. Instructions for removing the battery can be found in the product user manual. The instructions should be followed carefully before attempting to remove the battery.

FOR INTEGRATED BATTERY

This product contains a Lithium ion/polymer battery that should only be removed by an authorized recycling centre. By recycling this product at your local authorized recycling centre or the place of purchase, the battery will be removed and recycled separately.

DECLARATION OF CONFORMITY

According to R&TTE Directive (1999/5/EC)

Company Name:

Creative Technology Ltd

Company Address:

**31, International Business Park
Creative Resource
Singapore 609921**

Declare under our sole responsibility that the product(s):

Product Name:

Creative ZEN Style M300

Model Number:

DVP-FL0017

Intended Use:

Indoor and Outdoor Usage

To which this declaration relates are in conformity with the following standard(s):

Radio:

EN 300 328 V1.7.1: 2006

EMI/EMC:

EN 55013:2001 +A1:2003 +A2:2006

EN 55020:2007

EN 55022: 2006 + A1: 2007

EN 55024: 1998 + A1: 2001 + A2: 2003

EN 61000-3-2:2006 + A1:2009 + A2:2009

EN 61000-3-3:2008

EN 301 489-1 V1.8.1: 2008

EN 301 489-17 V2.1.1: 2009

Safety:

EN 60950-1: 2006 + A11: 2009

Supplementary Information:

Annex I of EC No 278/2009 and Annex II of EC No. 1275/ 2008 are not applicable for this product.

Technical documentation for this product(s) is retained at the following address:

Company Name:

Creative Technology Ltd

Company Address:

31, International Business Park
Creative Resource
Singapore 609921



UK: Hereby, Creative Technology Ltd. declares that this wireless device is in compliance with the essential requirements and other relevant provisions of Directive 1999/5/EC.

FR: Par la présente Creative Technology Ltd. déclare que l'appareil totalement sans fil est conforme aux exigences essentielles et aux autres dispositions pertinentes de la directive 1999/5/EC.

IT: Con la presente Creative Technology Ltd. dichiara che questo dispositivo wireless è conforme ai requisiti essenziali e alle altre disposizioni pertinenti stabilite dalla direttiva 1999/5/EC.

DE: Hiermit erklärt Creative Technology Ltd, dass dieses drahtlose Gerät die grundlegenden Anforderungen und weitere relevante Vorschriften der Richtlinie 1999/5/EG erfüllt.

ES: Por medio de la presente, Creative Technology Ltd. declara que el dispositivo inalámbrico cumple con los requisitos esenciales y cualesquiera otras disposiciones aplicables o exigibles de la Directiva 1999/5/CE.

NL: Bij deze verklaart Creative Technology Ltd. dat dit draadloze apparaat voldoet aan de essentiële eisen en aan overige relevante bepalingen van Richtlijn 1999/5/EC.

PT: Por meio deste documento, a Creative Technology Ltd. declara que este dispositivo sem fio está em conformidade com os requisitos essenciais e com outras cláusulas relevantes da Diretiva 1999/5/EC.

SV: Härmed intygar Creative Technology Ltd. att denna trådlösa enhet står i överensstämmelse med de väsentliga egenskapskrav och övriga relevanta bestämmelser som framgår av direktiv 1999/5/EG.

DA: Creative Technology Ltd. erklærer hermed, at denne trådløse enhed overholder de væsentlige krav og andre relevante bestemmelser i Direktiv 1999/5/EØ.

FI: Creative Technology Ltd. vakuuttaa täten, että tämä langaton laite on direktiivin 1999/5/ EY oleellisten vaatimusten ja sitä koskevien direktiivin muiden ehtojen mukainen.

NO: Creative Technology Ltd. erklærer herved at denne trådløse enheten er i overensstemmelse med vesentlige krav og andre relevante bestemmelser i EU-direktivet 1999/5/EC.

RU: Настоящим компания Creative Technology Ltd. заявляет, что данное беспроводное изделие соответствует необходимым требованиям и прочим применимым положениям Директивы 1999/5/EC.

PL: Firma Creative Technology Ltd. niniejszym oświadcza, że urządzenie bezprzewodowe jest zgodne z podstawowymi wymaganiami i innymi właściwymi postanowieniami dyrektywy 1999/5/WE.

CZ: Creative Technology Ltd. tímto potvrzuje, že bezdrátové zařízení splňuje podstatné požadavky a jiné závazné předpisy Direktivy 1999/5/EC.

HU: A Creative Technology Ltd. kijelenti, hogy ez a vezeték nélküli készülék megfelel az 1999/5/EK számú direktíva alapvető követelményeinek és egyéb releváns elvárásainak.

EL: Με το παρόν, η Creative Technology Ltd, δηλώνει ότι αυτή η ασύρματη συσκευή συμμορφώνεται με τις βασικές προδιαγραφές και τις λοιπές σχετικές προϋποθέσεις της οδηγίας 1999/5/EC.

LT: „Creative Technology Ltd.“ skelbia, kad šis belaidis prietaisas atitinka esminius direktyvos 1999/5/EB reikalavimus ir kitas susijusias jos nuostatas.

SK: Spoločnosť Creative Technology Ltd. týmto deklaruje, že toto bezdrôtové zariadenie je v súlade so základnými požiadavkami a ostatnými relevantnými ustanoveniami Nariadenia 1999/5/EC.

Notice for Japan

Recycling Rechargeable Battery



Li-ion

Lithium rechargeable battery is a resource that can be recycled.

- For recycling of embedded lithium rechargeable batteries inside Creative products, please do not attempt to remove the battery from the device. For recycling information and instruction, please go to Creative Media K K customer support at <http://jp-creative.com/support/contact/> (in Japanese)
- For recycling of replaceable (removable) lithium rechargeable batteries:



注意事項

- It is recommended to remove the rechargeable batteries when they are fully discharged.
- Precaution needs to be taken on metal parts of the battery by covering them with isolation materials such as scotch tape.
- Refer to the homepage of JBRC for information on recycling and recovery of rechargeable batteries and supporting shops. (<http://www.jbrc.com/>)

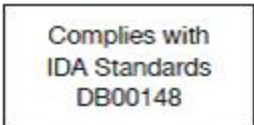
Notice for Australia and New Zealand



N136

This product complies with the requirements of the ACMA Radiocommunications (Electromagnetic Compatibility) Standard 2008.

Notice for Singapore



Notice for Taiwan

敬告使用者：

1. 本產品使用時，不致造成違反低功率電波輻射性電機管理辦法之控制、調整及開關之使用方法。
2. 本產品不得任意調整更改各項零件或對於發射之功率影響之作為，若有操作問題請與本公司人員聯繫；並由本公司負起監督及維修之責任。
3. 根據交通部低功率電波輻射性電機管理辦法規定：
第十二條
經型式認證合格之低功率射頻電機，非經許可，公司、商號或使用者均不得擅自變更頻率、加大功率或變更原設計之特性及功能。
第十四條
低功率射頻電機之使用不得影響飛航安全及干擾合法通信；經發現有干擾現象時，應立即停用，並改善至無干擾時方得繼續使用。
前項合法通信，指依電信法規定作業之無線電通信。
低功率射頻電機須忍受合法通信或工業、科學及醫療用電波輻射性電機設備之干擾。

Notice for Korea

B급 기기

(가정용 방송통신기자재)

이 기기는 가정용(B급) 전자파적합기기로서 주로 가정에서 사용하는 것을 목적으로 하며, 모든 지역에서 사용할 수 있습니다.

Notice for France

IMPORTANT — A LIRE AVEC ATTENTION:

Ecouter de manière prolongée, à un très haut volume sonore de la musique (au dessus de 80 decibels), au moyen d'un casque ou d'écouteurs, peut entraîner une détérioration irréversible et définitive de vos facultés auditives. L'usage répété et habituel d'un casque ou d'écouteurs à un niveau de volume sonore trop élevé peut donner l'impression à l'utilisateur que le volume sonore émis par l'appareil n'est pas suffisant. L'utilisateur sera tenté d'augmenter, petit à petit, son réglage habituel, risquant ainsi d'atteindre un niveau dangereux pour ses oreilles. Afin de protéger votre santé, et vos oreilles, veillez à maintenir le volume de la sortie casque de votre appareil à un niveau adapté et à interrompre son utilisation régulièrement et particulièrement si des symptômes, comme des troubles de l'ouïe, se manifestent.

N'utilisez pas le casque ou les écouteurs pendant la conduite d'une voiture, d'une bicyclette ou de tout autre véhicule motorisé, afin d'éviter tout accident de la circulation. En outre, il est interdit dans certains pays d'utiliser un casque ou des écouteurs en conduisant. Il peut être également dangereux d'écouter à volume élevé tout en marchant, spécialement aux passages piétons. Soyez toujours extrêmement prudent et cessez d'utiliser cet appareil dans les situations présentant des risques d'accident.

Evitez d'utiliser le casque ou les écouteurs à volume élevé. Les médecins spécialistes de l'audition déconseillent une écoute continue à volume trop élevé. Si vous percevez un sifflement dans les oreilles, réduisez le volume ou cessez l'écoute.

Maintenez un volume d'écoute modéré. Vous pourrez ainsi entendre les sons extérieurs et être attentif aux gens qui vous entourent.

Votre produit Creative accompagné des écouteurs fournis, est conforme à la réglementation française concernant les baladeurs musicaux (Arrêté du 24 Juillet 1998). Les caractéristiques techniques de ces écouteurs se trouvent dans le manuel en ligne et/ou sur le site internet de Creative. Si vous choisissez d'utiliser un autre casque ou d'autres écouteurs, veuillez vous assurer au préalable que leurs caractéristiques techniques soient les mêmes.

Ukraine RoHS Statement

Обладнання відповідає вимогам Технічного регламенту щодо обмеження використання деяких небезпечних речовин в електричному та електронному обладнанні, затвердженого постановою Кабінету Міністрів України від 3 грудня 2008 № 1057

Turkey RoHS Statement

EEE Yönetmeliğine Uygundur

Safety Information

Refer to the following information to use your product safely, and to reduce the chance of electric shock, short-circuiting, damage, fire, hearing impairment or other hazards. **Improper handling may void the warranty for your product. For more information, read the warranty available with your product.**

- Do not dismantle or attempt to repair your product.
Refer all servicing to authorized repair agents.
- Do not expose your product to temperatures outside the range of 0°C to 45°C (32°F to 113°F).
- Do not pierce, crush or set fire to your product.

- Keep your product away from strong magnetic objects.
- Do not subject your product to excessive force or impact.
- Do not expose your product to water or moisture.
If your product is moisture-resistant, take care not to immerse your product in water or expose it to rain.
- The socket outlet shall be installed near the equipment and shall be easily accessible.

Earphones

- When a conductive apparatus such as earphones, is used in close proximity with a CRT television or CRT monitor, the latter may emit an electrostatic discharge. This electrostatic discharge can be felt as a static shock. While this static shock is usually harmless, it is good practice to avoid close contact with CRT devices when using earphones.
- Do not listen to audio on your earbuds or headphones at high volume for prolonged periods of time as hearing loss may result. For users in the United States, go to www.hei.org for more information.
- Do not listen to your audio device at high volume when driving, cycling or crossing the road, especially in heavy traffic, or in any other traffic condition where such use will hinder safe travel on the roads. We recommend that consumers be extremely cautious when using this device on the road.

Embedded Battery

- Do not attempt to remove the embedded battery.
The product must be disposed of according to local environmental regulations. To replace the battery, return your product to your regional support office. For product service information, go to www.creative.com.
- Do not expose to excessive heat such as sunlight, fire or the like.
CAUTION: Risk of explosion if battery is replaced by incorrect types.

Bluetooth Device

- The short wave radio frequency signals of a *Bluetooth* device may impair the operation of other electronic and medical devices.
- Switch off the device where it is prohibited. Do not use the device in medical facilities, aircraft, refueling points, close to automatic doors, automatic fire alarms or other automatically controlled devices.
- Keep this device at least 20 cm from pacemakers and other medical devices. Radio waves may impair the operation of pacemakers and other medical devices.

Avoiding Hearing Damage

Permanent hearing loss may occur if the player is used at high volume. Set the volume to a safe level. You can adapt over time to a higher volume of sound that may sound normal but can be damaging to your hearing. If you experience ringing in your ears or muffled speech, stop listening and have your hearing checked. The louder the volume, the less time is required before your hearing could be affected. Hearing experts suggest that to protect your hearing:

- Limit the amount of time you use the player at high volume.
- Avoid turning up the volume to block out noisy surroundings.
- Turn the volume down if you can't hear people speaking near you.

License and Copyright

Information in this document is subject to change without notice and does not represent a commitment on the part of Creative Technology Ltd. No part of this manual may be reproduced or transmitted in any form or by any means, electronic or mechanical, including photocopying and recording, for any purpose without the written permission of Creative Technology Ltd.

ZEN and the Creative logo are trademarks or registered trademarks of Creative Technology Ltd. in the United States and/or other countries. The *Bluetooth*[®] word mark and logos are owned by the Bluetooth SIG, Inc. and any use of such marks by Creative Technology Ltd is under license. Microsoft and Windows are trademarks or registered trademarks of Microsoft Corporation in the United States and/or other countries. Intel and Pentium are registered trademarks of Intel Corporation in the United States and/or other countries.

All other products are trademarks or registered trademarks of their respective owners.

Copyright © 2011 by Creative Technology Ltd. All rights reserved.

Version 1.00.01

September 2011