


impact™



Folding Beauty Dish  
**INSTRUCTIONS**

# Precautions

- Please read and follow these instructions, and keep this manual in a safe place.
- Keep this unit away from water and any flammable gases or liquids.
- Use only lights with the recommended wattage.
- Store in a cool and dry environment.
- Impact Folding Beauty Dishes are not suitable for use with Tungsten lighting. Prolonged exposure to high temperatures can damage the beauty dish.
- Do not machine wash. Beauty dish and diffuser can be spot cleaned with cold water and mild detergent. Air dry.
- Handle this unit with care.
- Make sure the unit is intact and there are no missing parts.
- All photos in the manual are for illustrative purposes only.

## Box Contents:

- Folding Beauty Dish with integrated reflector mount
- White front diffuser
- Removable touch-fastener strap
- Carrying case

# Introduction

The Impact™ Folding Beauty Dish is a light modifier that can be used with strobes, monolights, and some LED lights. Its light weight, compact size, and durability make it ideal for the portrait or event photographer shooting weddings, proms, or corporate events on location.

This folding beauty dish comes fully assembled and features an integrated fiberglass frame that locks firmly into position in seconds. Without the need of rods or speed rings, setup is fast and uncomplicated. Once in use, the sturdy fiberglass and fabric construction of the Impact Beauty Dish can withstand impacts without denting or losing its shape, a constant concern when employing conventional metal beauty dishes. Unlike conventional bulky beauty dishes, the collapsible frame quickly folds up to a compact size making transport effortless.

The shallow design and an integrated deflector plate provide the classic look of beauty dish lighting. For a softer look, a removable front diffuser is included. If a harder lighting effect is desired, the deflector plate is simple to remove.

The Folding Beauty Dish comes with an Impact/Bowens S-style reflector mount. It can be easily swapped out with an Impact Beauty Dish Adapter (not included), assuring that most popular brands of strobes are compatible.

# Setup instructions



1. Remove the beauty dish from the carrying case and unwrap the touch-connect strap that is holding the beauty dish closed. The touch-connect strap may be removed if desired.
  2. Place the base of the beauty dish on a flat surface and spread out the fiberglass flex rods.
  3. Push the thumb tabs between each flex rod inward toward the center of the beauty dish until the connection is straight and the joint locks into place.
- NOTE:** It's recommended to use two hands to lock thumb tabs on opposite sides at the same time. This will prevent undue stress on the rods and fabric.

# Installing a Beauty Dish adapter

If a beauty dish adapter is needed, use the following instructions to replace the reflector's mount:



1. Unscrew the thumb nuts and remove the washers. Then remove the reflector mount.
2. Fit the wide flange of the beauty dish adapter into the support ring, then replace and securely tighten the washers, screws and thumb nuts.

## Installing onto the light head



1. Move the fabric collar to expose the reflector mount.



2. Align the tabs of the reflector mount with the slots of the light head. Insert the tabs into the slots and lock the beauty dish in place by turning it clockwise until it clicks.

## Installing onto the light head



3. Once the beauty dish is securely attached to the light head, cover the connection with the fabric collar and tighten the draw string.
4. If using an alternate Beauty Dish Adapter, consult the strobe manufacturer's instructions for installing a reflector.



## Attaching the front diffuser

The included diffuser fits comfortably over the beauty dish without the use of connectors.



1. Unfold the diffuser and match the diffuser's corners with the front corners of the beauty dish.
2. Slide the folded edge of the diffuser over the corners of the beauty dish. Make sure the diffuser covers all the corners around the perimeter of the beauty dish.

# Breaking down



1. Remove the beauty dish from the strobe light.
2. Push the thumb tabs toward the outer edge of the beauty dish to unlock the joints. Fold the flex rods in toward the center of the dish as if closing an umbrella.
3. Attach the touch-connect strap and wrap it around the dish. Place the folded dish in the carrying case.

Specifications	FBD-x-28	FBD-x-34	FBD-x-40
Diameter	27.5" (70 cm)	33.5" (85 cm)	39.5" (100 cm)
Depth	7.75" (19.5 cm)	8.5" (21.5 cm)	9.5" (24 cm)
Weight	2.5 lb. (1.1 kg)	2.7 lb. (1.2 kg)	3.0 lb. (1.4 kg)
Shape	Octagonal	Octagonal	Octagonal
Inner deflector plate	Yes	Yes	Yes
Reflector mount adapter	Yes	Yes	Yes

## One-Year Limited Warranty

This IMPACT product is warranted to the original purchaser to be free from defects in materials and workmanship under normal consumer use for a period of one (1) year from the original purchase date or thirty (30) days after replacement, whichever occurs later. The warranty provider's responsibility with respect to this limited warranty shall be limited solely to repair or replacement, at the provider's discretion, of any product that fails during normal use of this product in its intended manner and in its intended environment. Inoperability of the product or part(s) shall be determined by the warranty provider. If the product has been discontinued, the warranty provider reserves the right to replace it with a model of equivalent quality and function.

This warranty does not cover damage or defect caused by misuse, neglect, accident, alteration, abuse, improper installation or maintenance. EXCEPT AS PROVIDED HEREIN, THE WARRANTY PROVIDER MAKES NEITHER ANY EXPRESS WARRANTIES NOR ANY IMPLIED WARRANTIES, INCLUDING BUT NOT LIMITED TO ANY IMPLIED WARRANTY OF MERCHANTABILITY OR FITNESS FOR A PARTICULAR PURPOSE. This warranty provides you with specific legal rights, and you may also have additional rights that vary from state to state.

To obtain warranty coverage, contact the Impact Customer Service Department to obtain a return merchandise authorization ("RMA") number, and return the defective product to Impact along with the RMA number and proof of purchase. Shipment of the defective product is at the purchaser's own risk and expense.

For more information or to arrange service, visit [www.impactstudiolighting.com](http://www.impactstudiolighting.com) or call Customer Service at 212-594-2353.



Product warranty provided by the Gradus Group.

[www.gradusgroup.com](http://www.gradusgroup.com)

IMPACT is a registered trademark of the Gradus Group.

© 2016 Gradus Group LLC. All Rights Reserved.