

WATSON®

8-Bay Rapid Charger

for AA/AAA NiMH & NiCd
Rechargeable Batteries



Owner's Manual

Please read
before using
this equipment.



Thank you for
purchasing the
Watson 8-Bay
Rapid Charger.

Browse through
this manual for
information and
useful tips on how
to use your new
equipment.



THE WATSON 8-BAY LCD BATTERY CHARGER'S FEATURES INCLUDE:



1. **Eight Charging Indicators** - 8 individual LCD indicators show the charging status of each battery.



2. **Patented Technology** allows you to charge different-size or different-capacity batteries simultaneously.



3. **Automatic Charge Current Selection** automatically selects charging current for AA and AAA batteries.



4. **Reverse Polarity Protection, Alkaline and Bad Battery Protection** protect your batteries and the charger from damage when batteries are installed incorrectly.



5. **Automatic Timer Shutoff** - The special automatic shutoff circuit senses when batteries are fully charged and automatically stops charging.



6. **AC Adapter and DC Cord** - Powered by an external AC adapter for indoor use or by a cigarette lighter plug from 12V car DC while you are traveling.



7. **Microprocessor** - Intelligent microprocessor control can fully charge batteries and prevents overcharging.



8. **Delta Voltage Protection** allows you to charge batteries fully.



9. **Safety Timer** also prevents batteries from overcharging.



10. **A Unique Discharge Function** allows you to refresh the batteries before charging.

You can charge up to 8 AA/AAA NiMH/NiCd batteries fully. Multiple-battery design accommodates both AA and AAA NiMH batteries. This is an economical power solution for high-tech battery-operated devices.

RAPID CHARGER OPERATION:

(A) Power Input

For indoor usage,

- 1 Connect the supplied AC adapter's barrel plug into the charger's rear power input jack.
- 2 Plug the AC adapter into a standard AC outlet.

Or, for in-car usage,

- 1 Plug the optional DC car cord into your vehicle's cigarette lighter, without the charger attached.
- 2 Connect the charger to the connector end of the DC car cord.

(B) Battery Charging

- 1 Insert up to 8 AA/AAA batteries into the battery chambers as indicated by the polarity symbols (+ and -) marked inside each chamber.
- 2 When a battery is fully charged, its icon will stop flashing, and an *F* will appear on the fourth level.

(C) Discharge Your Batteries

Periodically discharge batteries to extend battery life.

- 1 Press the white discharge button once to discharge AA/AAA batteries. The battery icon will shift up and down while discharging.
- 2 When batteries are fully discharged, the battery icon stops shifting. It will then display the battery capacity while charging.

Note: *If the discharge button is accidentally pressed, unplug charging unit to stop the discharge process.*

A flashing full-battery icon indicates an abnormality. The charger will stop the charging process if it detects an issue.

CHARGING TIME*: (approximate)

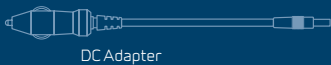
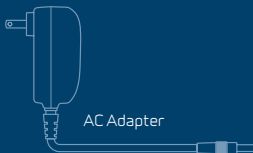
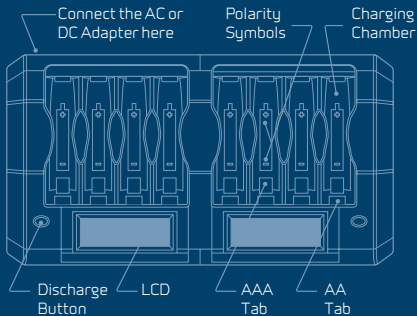
Type NiMH	Capacity	Left/Right 1-2 Cells	Left/Right 3-4 Cells
AAA	850 mA	0.8 hours	1.6 hours
	1000 mA	1 hour	2 hours
AA	1800 mA	1.8 hours	3.6 hours
	2000 mA	2 hours	4 hours
	2300 mA	2.3 hours	4.6 hours

DISCHARGING TIME: (approximate)

Type NiMH	Capacity	Current (mA)	1-8 cells
AAA	850 mA	200	4.25 hours
	1000 mA		5 hours
AA	1800 mA		9 hours
	2000 mA		10 hours
	2300 mA		11.5 hours

Safety Guard Protection Time: AA/AAA - 6 hours

*Actual charging time may vary depending on the cell's discharge level, capacity, and condition. Longer charging time may occur when the charger is used in temperatures above 95°F (35°C).



SPECIFICATIONS:

Power Adapter:	Input: 100-240V AC, 50/60 Hz 0.5A; Output: 12V DC 1.5A
Charger:	Input: 100-240V AC, 12V DC, 1.5A; Output: 1.5V DC AA=500mA, AAA=300mA (max.)
Automatic Shut-off:	Negative Delta V
Approvals:	Adapter: RoHS/FCC/ETL/CE Charger: CE/RoHS
Dimensions: (W x H x D)	7.8 x 3.1 x 1.2 in. (20 x 8 x 3.3 cm)
Weight:	4.2 oz. (120 g) (Charger unit)

Specifications are typical; individual units may vary. Specifications are subject to change and improvement without notice. The actual product may vary from the product pictured in this document.

IMPORTANT SAFETY INSTRUCTIONS:

SAVE THESE INSTRUCTIONS

Be sure to observe the following important precautions whenever using the charger and adapter. Never try to open the case of the charger or attempt your own repairs. High-voltage internal components present the risk of electric shock when exposed.

- Keep the charger and adapter away from water and other liquids. Never let them get wet. Moisture can cause fire and electric shock.
- Should you ever notice smoke or a strange odor coming out of the charger, immediately unplug the AC adapter from the power outlet. Using the charger under these conditions can cause fire and electric shock.
- Unplug the AC adapter from the power outlet, and clean the area around the prongs of the plug when necessary. Dust around the prongs can cause fire.

AC ADAPTER PRECAUTIONS

- Never use an electrical outlet whose voltage is outside the rating marked on the AC adapter. Doing so can cause fire or electric shock. Use only the supplied AC adapter or DC car cord (optional) for the charger.
- Do not allow the AC adapter power cord to be cut or damaged, and do not place heavy objects on it. A damaged AC adapter cord can cause fire or electric shock.
- Never try to modify the AC adapter power cord, or subject it to severe bending, twisting, or pulling. Doing so can cause the risk of fire and electric shock.
- Never touch the AC adapter while your hands are wet. Doing so can cause electric shock.
- Do not overload extension cords or wall outlets. Doing so can cause fire and electric shock.

- This product is for indoor use only. Do not expose the charger to rain or snow.
- To reduce the risk of damage to the electrical plug and cord, disconnect by pulling the plug, not the cord.
- Make sure the cord is located properly so that it will not be stepped on, tripped over, or subjected to damage.
- To reduce the risk of electric shock, unplug the charger from the outlet before attempting cleaning, or when not in use.
- Do not use solvents to clean the unit. They may damage the surface and the plastic parts of the unit. Clean the unit gently with a soft dry, cloth only.
- This product is not recommended for use by children.

BATTERY HANDLING PRECAUTIONS

Incorrect handling or misuse of batteries can cause them to leak or burst and damage your charger. Be sure to note the following important precautions to avoid problems with batteries.

- Use only NiMH or NiCd dry cell batteries

with the charger. Do not charge any other kind of batteries, as they may burst and cause personal injury and damage.

- Always make sure that the plus (+) and minus (-) terminals of the batteries are facing correctly, corresponding to the markings on the charger itself. Improper loading of batteries creates the danger of personal injury or damaging objects nearby.
- Do not expose batteries to direct heat or dispose of them by burning. Doing so can cause an explosion.
- Do not operate the charger in an environment with temperatures over 104°F (40°C) due to the risk of electrolyte leakage, overheating, and battery damage.
- The batteries normally become warm as they discharge.
- If electrolyte material touches your eyes, immediately wash your eyes with running cold water, and get medical attention.

ONE-YEAR LIMITED WARRANTY

This Watson product is warranted to the original purchaser to be free from defects in materials and workmanship under normal consumer use for a period of one (1) year from the original purchase date or thirty (30) days after replacement, whichever occurs later. The warranty provider's responsibility with respect to this limited warranty shall be limited solely to repair or replacement, at the provider's discretion, of any product that fails during normal use of this product in its intended manner and in its intended environment. Inoperability of the product or part(s) shall be determined by the warranty provider. If the product has been discontinued, the warranty provider reserves the right to replace it with a model of equivalent quality and function. This warranty does not cover damage or defect caused by misuse, neglect, accident, alteration, abuse, improper installation or maintenance. EXCEPT AS PROVIDED HEREIN, THE WARRANTY PROVIDER MAKES NEITHER ANY EXPRESS WARRANTIES NOR ANY IMPLIED WARRANTIES, INCLUDING BUT NOT LIMITED TO ANY IMPLIED WARRANTY OF MERCHANTABILITY OR FITNESS FOR A PARTICULAR PURPOSE. This warranty provides you with specific legal rights, and you may also have additional rights that vary from state to state. To obtain warranty coverage, contact the Watson Customer Service Department to obtain a return merchandise authorization ("RMA") number, and return the defective product to Watson along with the RMA number and proof of purchase. Shipment of the defective product is at the purchaser's own risk and expense. For more information or to arrange service, visit www.poweredbywatson.com or call Customer Service at 212-594-2353.

Product warranty provided by the Gradus group.

www.gradusgroup.com

Watson is a registered trademark of the Gradus Group.

©2017 Gradus Group LLC. All Rights Reserved.

GG4

WATSON®

www.poweredbywatson.com



WATSON®
A Gradus Group Brand