



# APO-SUMMICRON-SL 75 f/2 ASPH.

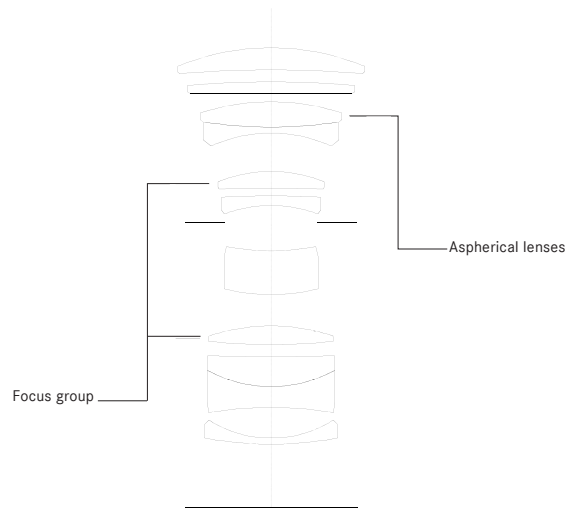
## Technical Data.

ENGINEERING DRAWING



Illustrations 1:2

LENS SHAPE



<b>Lens</b>	APO-Summicron-SL 75 f/2 ASPH.
<b>Order no.</b>	11 178
<b>Field angle</b> (diagonal, horizontal, vertical)	31.8°/26.7°/18.0°
<b>Optical design</b>	
Number of lenses/groups	11/9
Number of aspherical lenses	1
Entrance pupil position before bayonet level	35.9 mm
<b>Distance setting</b>	
Working range	0.5 m to infinity
Smallest object field	120 x 180 mm
Largest reproduction ratio	1:5
<b>Aperture</b>	
Setting/function	Electronically controlled aperture, set using turn/push wheel on camera, including half values
Aperture setting range	2 - 22
Lowest value	22
<b>Bayonet/sensor format</b>	Leica L bayonet, full-frame 35 mm format
<b>Filter mount</b>	E67
<b>Dimensions and weight</b>	
Length to bayonet mount	102 mm
Largest diameter	73 mm
Weight	720 g

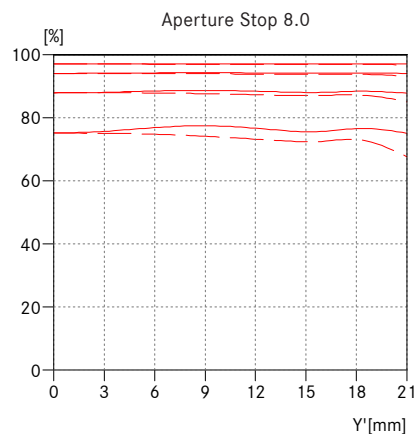
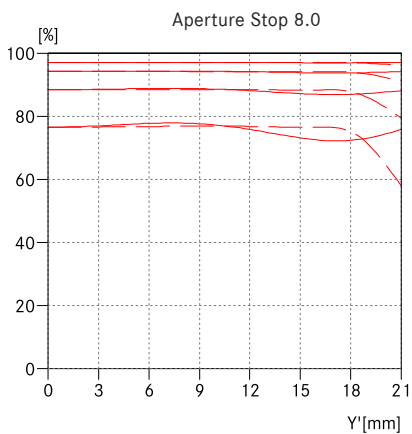
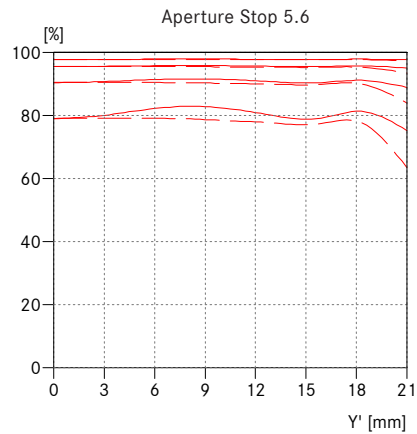
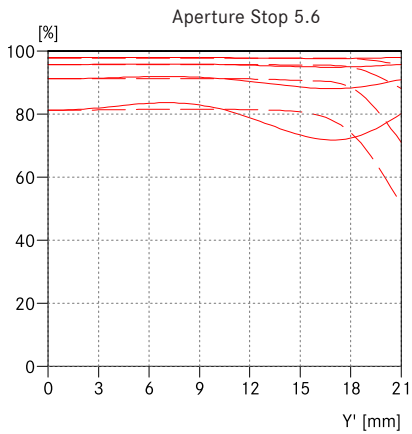
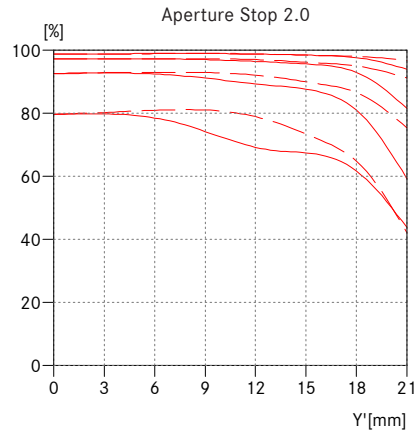
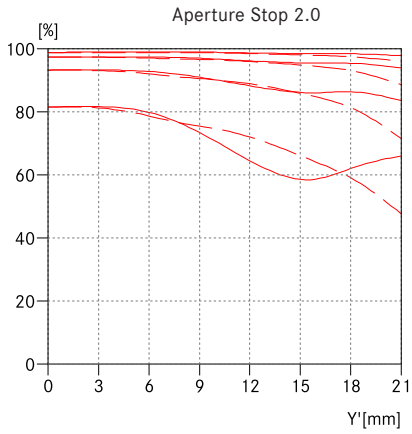


# APO-SUMMICRON-SL 75 f/2 ASPH.

## MTF DIAGRAMS

### Infinity ( $\infty$ )

### Close distance(1 m)



- Sagittal structures
- - - Tangential structures

## MTF GRAPHS

The MTF is shown in each case for the maximum aperture and the aperture values 5.6 and 8.0 for long focusing distances (infinity). The contrast is plotted for 5, 10, 20, 40 lines/mm for the height of the format for tangential (dashed line) and sagittal structures (continuous line) for white light. The plots for 5 and 10 lines/mm provide an impression of the contrast performance for coarser object structures and the 20 and 40 lines/mm plots document the resolving power for fine and finest object structures.