

YONGNUO DIGITAL YN208 Pro

LED 美颜补光灯

Beautyify LED Light

(5500K色温版与3200K-5500K色温版使用说明书)



感谢您使用YN208 Pro美颜补光灯，在使用产品前，请认真阅读说明书并妥善保管以便查阅。

功能简介

- YN208 Pro是永诺全新环形LED摄像美颜补光灯，36厘米环形直径更适用于美颜直播、美颜拍摄。产品功能上更加的丰富，让您的使用更加方便。
- YN208 Pro配置USB输出接口，方便您给手机或其他设备充电。
- YN208 Pro采用288颗高亮度、高显指、高TLCI的灯珠，提高摄像机对色彩还原需求，完美还原被拍摄物原有的颜色。
- YN208 Pro配置温馨、红润、自然、美白四个创意模式，更加贴近用户的创作需求。
- YN208 Pro支持手机遥控设置调节，可在官网下载手机APP，通过手机控制LED摄像灯，读取当前LED摄像灯的亮度及分组频道，可分别控制8组摄像灯的开关及亮度，让您随心所欲的控制LED摄像灯，轻松完成摄影需要。
- YN208 Pro配置多频道无线遥控器，可以遥控调节摄像灯的开关及亮度，同时最高支持8组摄像灯的分频控制，让您的调节更简便。
- YN208 Pro支持双电源输入，支持NP-F系列电池和外接直流电源。
- YN208 Pro采用永诺专有的LED恒流驱动技术，拍摄时绝不出现波纹、频闪等现象。
- YN208 Pro采用LED数码显示屏，显示效果更立体，查看功率输出更直观。
- YN208 Pro配置可调节角度旋钮，方便快捷调整补光角度，布光更加轻松。
- YN208 Pro配置化妆镜，正面是镜子，背面是手机固定座方便实用。

注意事项

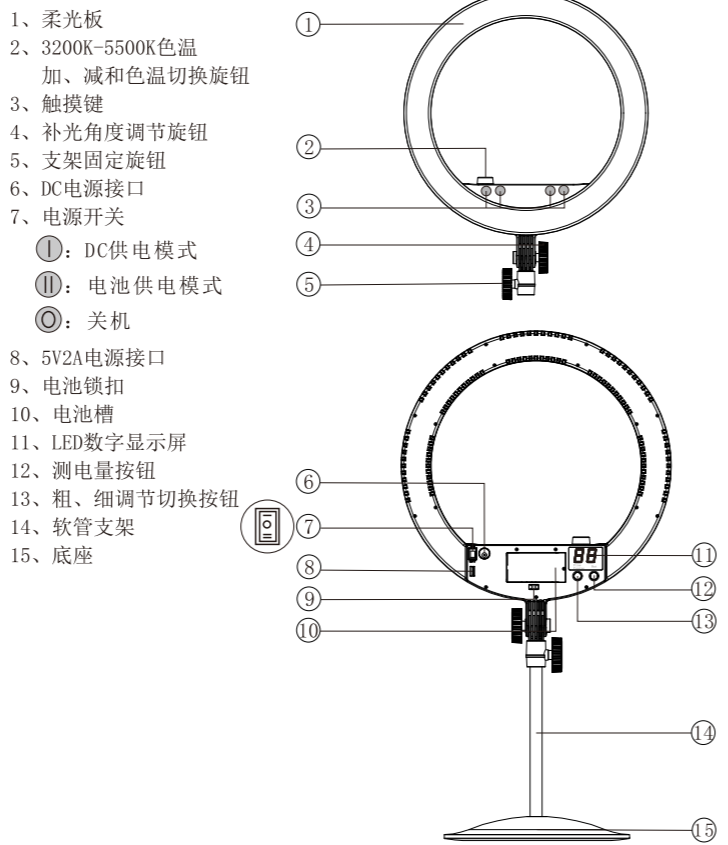
- 使用时请将设备处于通风环境。
- 请勿私自拆卸产品，如产品出现故障须本公司或授权维修人员处理。
- 请勿在易燃易爆和暴露在雨中使用。
- 请勿让儿童接触本产品。

产品规格

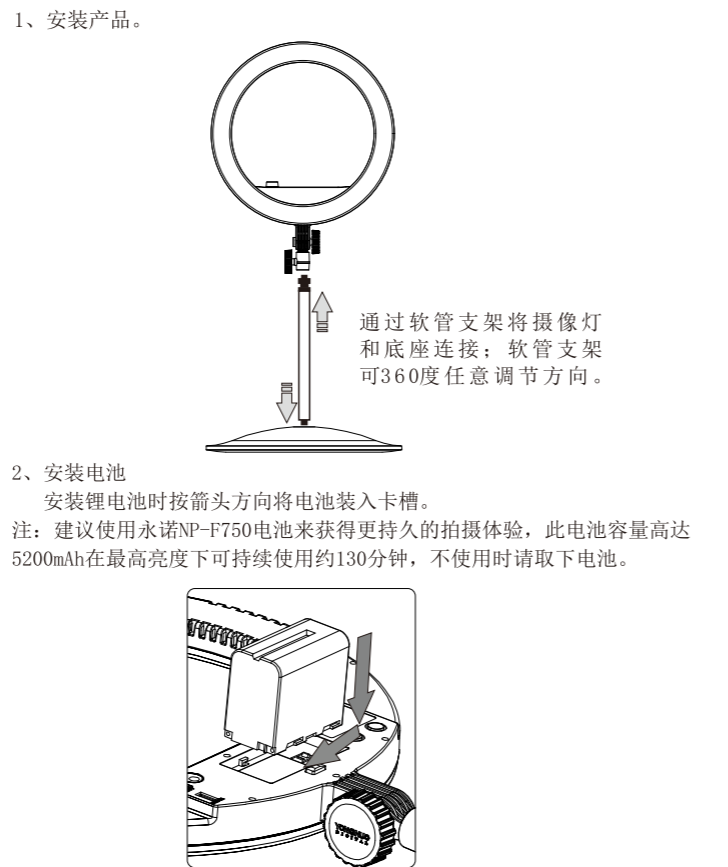
*5500K色温版			
光源	288颗灯珠	光照角度	55°
色温	5500K	外接电源	12伏2安直流电源
显色指数	大于或等于95	平均寿命	50000小时
输出功率	21瓦	流明值	2304LM
重量	1688克	彩盒尺寸	380*55*410毫米
适用电池	1个NP-F系列锂电池	遥控距离	小于15米
所含物品:摄像灯(1)、说明书(1)、软管支架(1)、底座(1)、化妆镜(1)、遥控器(1)。注:如有缺失请与经销商联系			

*3200K-5500K色温版			
光源	288颗灯珠	光照角度	55°
色温	3200K-5500K	外接电源	12伏2安直流电源
显色指数	大于或等于95	平均寿命	50000小时
输出功率	21瓦	流明值	2232LM
重量	1688克	彩盒尺寸	380*55*410毫米
适用电池	1个NP-F系列锂电池	遥控距离	小于15米
所含物品:摄像灯(1)、说明书(1)、软管支架(1)、底座(1)、化妆镜(1)、遥控器(1)。注:如有缺失请与经销商联系			

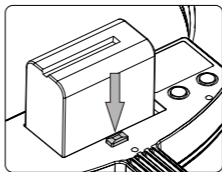
产品结构



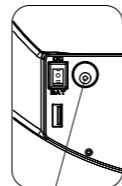
安装和固定



- 拆卸锂电池时，请先按下电池锁扣再取出锂电池。

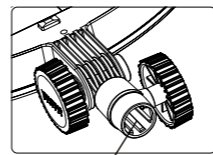


- 外接电源供电
可选配永诺电源适配器，以获得摄像灯的长时间工作。当使用外接电源时，请将开关拨到电源供电模式，摄像灯将切断电池供电且不对电池充电。电源接口为内正外负，输入电压为12伏，电流为2安。
注: 如使用其他电源适配器造成的产品故障，不予保修。



通过直流电源插口，插入电源适配器使用

- 固定在三脚架上使用。



三脚架接口



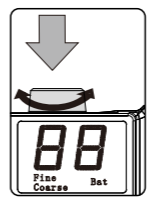
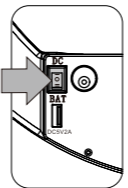
拧紧固定旋钮



旋转支架固定旋钮，调节所需补光角度

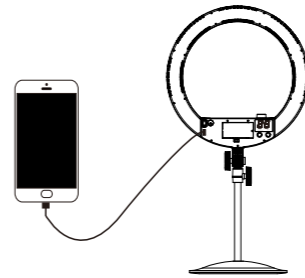
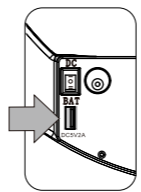
使用方法

- 开关机及亮度调节
先安装电池或插入DC电源，再按电源开关，LED摄像灯点亮，按下5500K和3200K色温切换按钮进行切换色温，旋转按钮调节摄像灯的亮度。
注: 5500K色温版无需切换色温。



旋转按调节亮度

- USB电源输出
USB输出可对手机或其他USB供电设备进行充电，最大输出为5V2A。
注: 如果无需补光，且需要USB电量输出，可长按“色温切换按钮”关闭摄像灯。



- 电量测试
按下Batt电量测试按钮进行电量测试，此时数码管显示的读数则为电池电量。如下图电池的电量为30%。
注: 低亮度时测试与高亮度时测试剩余电量是不相同的，测的是当前亮度下，可以使用时间的长短，且外接电源供电时，按测试电量显示DC。



数码管显示的即为电池的电量

- 粗/细调切换按钮
粗调、细调模式，使用更方便。按下Coarse/Fine按钮进行粗细调的切换，切换到Coarse模式亮度按10%为一个调节单位，再按下此按钮切换到Fine模式亮度按1%为一个调节单位。

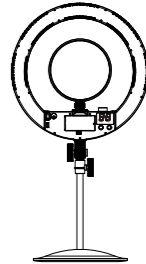
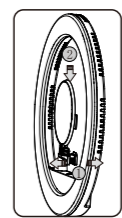


细调模式



粗调模式

- 安装化妆镜
先将化妆镜弹簧夹扣拉开，再将夹扣夹紧在美颜补光灯中间的位置上便可以使用。注: 化妆镜正面是镜子，背面是手机固定座。



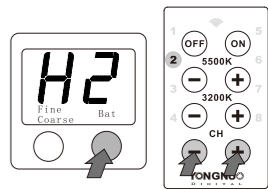
- 触摸按键
a、3200K-5500K色温版含有温馨、红润、自然、美白四个创意模式，点击触摸键获取该创意模式的色温亮度。



- b、5500K色温版含有SET1、SET2亮度保存模式，长按触摸键保存当前亮度值，再次按下获得保存的亮度值；化妆、美白模式，点击触摸键获取该模式的色温亮度。



- 频道切换按钮
① 长按Bat电量测试按钮约2秒，进入切换频道模式，短按切换频道到您所需要的频道，再次长按约2秒退出切换频道。
② 切换遥控器发射频道，显示屏上出现CH1到CH8，切换至与摄像灯相同的频道，就可以调节该摄像灯。
③ 如您购买多台此型号的摄像灯，可以分组控制亮度与开关，最多可分8组。



将摄像灯的频道调节到您想要的频道

通过调节遥控器的CH+/CH-将遥控器调到跟您想控制的摄像灯相同的频道

- 手机APP遥控
本产品支持手机APP遥控摄像灯，可以从永诺官网下载或通过扫描彩盒二维码点击下载，手机APP将不间断更新，请关注永诺官网手机APP最新版本信息，以获得更好的使用体验。

故障分析及排除

在使用过程中，您可能遇到以下问题：

故障	原因	处理方法
打开电源开关完全无反应	电池电量不足 电路板损坏	使用新电池或外接电源使用 返厂维修
亮度不足，调至最亮仍然很暗	电池电量不足	使用新电池或充电后使用
测试电量不准确，调高亮度时显示低电量，调低亮度后电量又满格了	电池电量测试所指示的是，当前亮度下能使用的时间长短。调高亮度后，需要的电量更多，所使用的时间变短，故电量显示变少了	属于正常现象，无需处理
无法遥控摄像灯	距离太远 遥控器与摄像灯不在同一频道	遥控的距离在15米内 参照说明书“频道切换”重新设置频道

本手册中的功能是依据本公司的测试条件获得，设计和规格如有变更，恕不另行通知
 深圳市永诺摄影器材股份有限公司
 地址：深圳市坪山区坑梓街道深福保现代光学厂区A座
 电话：0755-8376 2448
 网址：www.hkyongnuo.com
 生产地址：深圳市龙华区观澜街道松元厦社区环观中路104号301A栋3楼B栋3楼B栋4楼
 售后电话：400-0013-888

YONGNUO DIGITAL YN208 Pro

Beauty LED Light
(General user manual 5500K color temperature and 3200K-5500K color temperature)



Thank you for using the YN208 Pro beauty LED light. Please read the manual carefully and keep this user manual properly for reference.

Function Introduction

- YN208 Pro is the new ring beauty LED light of YONGNUO, with diameter of 36cm, this model is more applicable to beauty live streaming and beauty photography. More functions, more user-friendly.
- YN208 Pro is equipped with USB output port, which is easy to charge mobile phone or other devices.
- YN208 Pro adopts 288 LED lamp beads with high brightness, high CRI and TLCI, which meets the high requirement of the color rendition of the video camera, beautifully restores the original color of the subject.
- YN208 Pro is equipped with 4 creative modes of 'Warm', 'Ruddy', 'Natural' and 'Whitening', which more closely meets users' demands of creation.
- YN208 Pro can be remote controlled by mobile phone. Download a mobile APP from the official YONGNUO website, control the LED video light from a mobile phone and read the current brightness, group and channel settings of the LED video light. Switch and brightness of at most 8 groups of LED Lights can be separately controlled.
- YN208 Pro supports multi-channel wireless control. It means that the switch and brightness of the LED video light can be remote controlled, at the meanwhile, at most 8 groups of LED video lights can be crossover controlled. (Remote controller is optional.)
- YN208 Pro supports dual power input. It supports NP-F series battery and external DC power supply.
- YN208 Pro adopts YONGNUO proprietary LED constant current driving technology which does great help to effectively avoid corrugation and stroboscopic flash.
- YN208 Pro adopts LED digital display screen, the display effect is more stereoscopic, the output power display is more intuitive.
- YN208 Pro is equipped with angle-adjustable knob, which makes it convenient and efficient to adjust the lighting angle, the lighting is easier.
- YN208 Pro comes with a make-up mirror, there is a mirror on the front of it, and a mobile phone holder on the back, which is easy and practical.

precautions

- Please place the device in ventilation environment when in use.
- Do not disassemble the product, maintenance or repair of this product should be carried through by technical maintenance personnel of our company or technical maintenance personnel authorized.
- Do not use this product in flammable and explosive place, or where it can be exposed to moisture.
- Please keep this product away from the children.

Product Specifaion

*5500K color temperature

Light Source	288 LED lamp beads	Luminance Angle	55°
Color Temperature	5500K	External power source	12V 2A DC power supply
Color Rendering Index	≥95	Average Service Life	50000H
Output power	21W	Lumen	2304LM
Weight	1688G	dimension	380*55*410MM
Compatible batteries	One NP-F750 series lithium batteries	Control distance	<15M

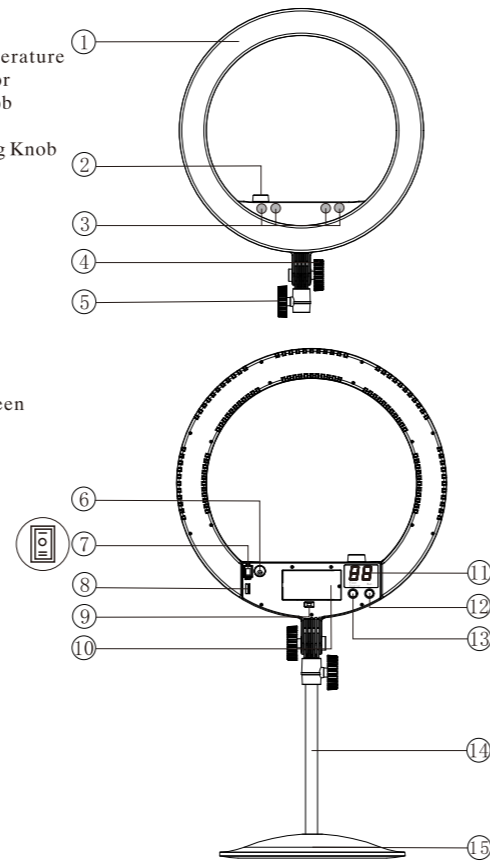
Contents: Beauty LED light (1) ; user manual (1) ; Stand (1), hose support (1), make-up mirror (1), remote controller(1).Note: please contact your dealer if the contents missing.

*3200K-5500K color temperature

Light Source	288 LED lamp beads	Luminance Angle	55°
Color Temperature	3200K-5500K	External power source	12V 2A DC power supply
Color Rendering Index	≥95	Average Service Life	50000H
Output power	21W	Lumen	2232LM
Weight	1688G	dimension	380*55*410MM
Compatible batteries	One NP-F750 series lithium batteries	Control distance	<15M

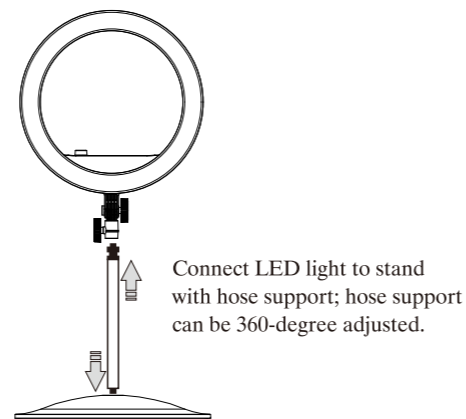
Product Structure

- Soft light panel
- 3200K-5500K color temperature increase, decrease and color temperature switching knob
- Touch key
- Lighting Angle Adjusting Knob
- Stand fix knob
- DC power port
- Power switch
- DC supply mode; (I)
- Battery supply mode; (II)
- Off; (O)
- Power Port of 5V2A
- Battery latch
- Battery container
- LED digital display screen
- Power Test button
- Channel switch button
- hose support
- Stand



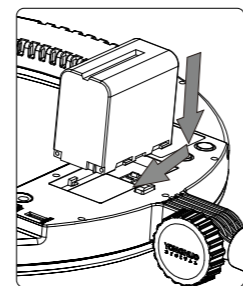
Installation and fixed

1.Product Installation.

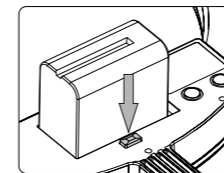


2.Install Battery

When install the lithium battery, please put the battery into battery container in the direction shown by the arrow.
NOTE: The battery capacity of YONGNUO NP-F750 reaches up to 5200mAh. When YN208 Pro is set to the maximum luminous intensity, it will keep working about 130 minutes. Please take the batteries out when this video light is not used.

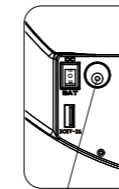


3.When removing the lithium batteries, please press the battery lock and then take out the lithium batteries.

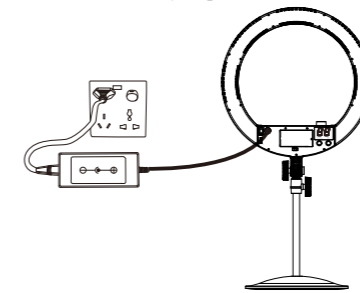


4.External Power Supply

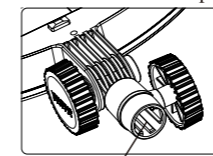
It's optional to use of YONGNUO AC adapter to help this LED video light to acquire long working hours. When using external power, please turn the switch to power supply mode, then the LED video light will cut off the battery supply and stop charging the battery. The power port is "+ inside and "-" outside, the input voltage is 12V and electric current is 2A. Note: Any product malfunction caused by using AC adapter of other brands, YONGNUO is not responsible for warranty repair.



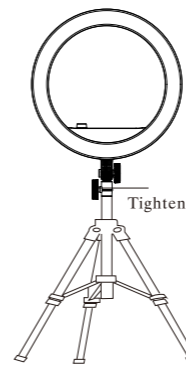
Use by inserting the power adapter through DC power hub



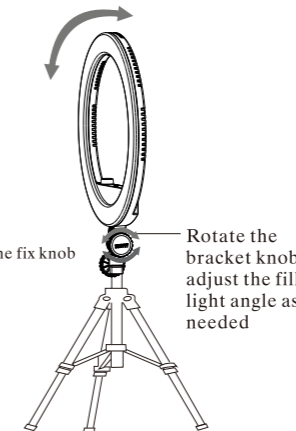
5. Use on fixed tripod



Tripod interface



Tighten up the fix knob

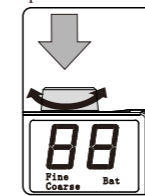
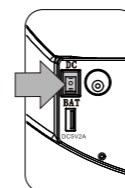


Rotate the bracket knob, adjust the fill light angle as needed

Method Application

1.Power ON-OFF And Brightness Control

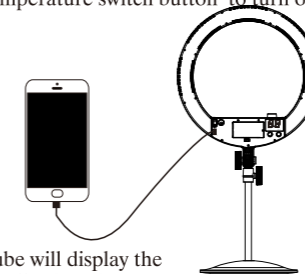
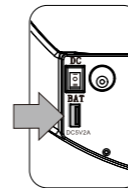
Firstly, install the battery or plug into the DC power, then press the power switch, the LED light is on, press 5500K and 3200K color temperature switch button, spin the button to adjust the brightness of the LED light. Note: Color temperature switching is unnecessary for 5500K version.



brightness is adjusted by left and right rotation

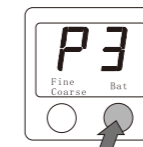
2.USB Power Output

USB output can charge mobile phone or other USB power supply unit, the maximum output is 5V2A. Note: If there is no need to fill light, but the USB power output is required, long press the 'color temperature switch button' to turn off the LED light.



3.Power Test

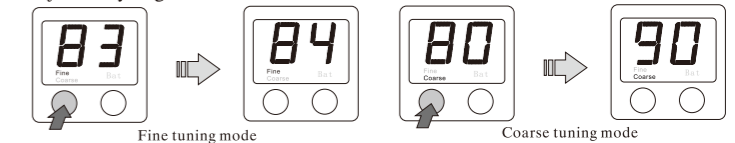
Press Batt power test button, the digital tube will display the battery capacity reading. As shown in the following picture, the capacity of the left battery is 30%. Note: The battery remaining capacity tested when the luminous intensity is low will be different from the battery remaining capacity tested when the luminous intensity is high. The battery capacity tested is how long the service time of YN208 Pro will last under the current luminous intensity. When using the external power supply, you press the battery capacity testing button, the screen will show DC.



Capacity of battery is shown on the Nixie tube

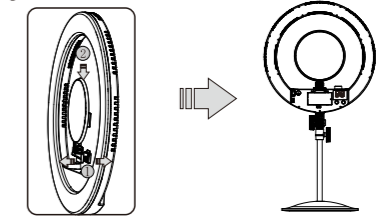
4.Coarse/Fine adjusting Switch Button

There are two tuning modes for YN208 Pro. One is fine tuning mode, the other one is coarse tuning mode. It's more convenient for the users to use YN208 Pro with these two tuning modes. The tuning modes can be switched by pressing Fine/Coarse button. When it's switched to Coarse mode, the luminance can be 10% adjusted by degrees. Press the button again to switch to Fine mode, the luminance can be 1% adjusted by degrees.



5.Install Make-up Mirror

Pull open the spring clip of the make-up mirror, then clamp the clip to the middle part of the beauty LED light for use. Note: there is a mirror on the front of it, and a mobile phone holder on the back.



6.Touch key

a.3200K-5500K color temperature 'Warm', 'Ruddy', 'Natural' and 'Whitening', four creative modes, press the touch key to acquire the color temperature and brightness of the pattern.




b.5500K version includes SET1, SET2 brightness saving mode, long press touch key to save the current brightness value; Press again to obtain the saved brightness value; For make-up, whitening mode, press touch key to obtain the color temperature brightness of the mode.

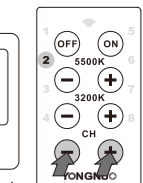


7.Channel Switching Button

- Long press Bat battery test button for around 2 seconds to enter channel switching mode, short press to switch to the channel you need, long press for around 2 seconds again to exit channel switching.
- Switch the transmitting channel of the remote control, the screen displays CH1 to CH8, Switch to the same channel as the video light and you can adjust the video light by remote control.
- If you purchase several YN208 Pro LED lights, the brightness and on-off can be controlled in groups, the maximum quantity of group is 8.



Adjust the channel of the video light to the channel needed



Adjust the channel of the remote controller to the same channel as the video light by adjusting CH+/CH- of the remote controller

8.Mobile APP Remote Control

The product supports mobile remote control, the APP can be downloaded from the YONGNUO official website or download through scanning the two-dimension code on the gift box, Mobile phone APP will be updated continuously. Please pay attention to YONGNUO official website for latest version of APP to get better remote control experience.

Failure Analysis and Troubleshooting

When using this product, you may encounter the following problems:

Description	Cause	Troubleshooting
No reaction after power on	Low Battery	Install new batteries or connect external power supply
	Damaged circuit board	Depot repair
Inadequate or low luminance at the greatest luminous intensity	Low battery	Install new batteries or re-charge the batteries
Inaccurate battery capacity test: low battery in high luminance and full battery in low luminance.	The battery capacity indicates the length of time available for the use in the current luminance. Higher luminance required more power and the length of time available for use will be shortened, so the battery capacity shown gets lower	Normal phenomenon and no measure needed
The video light can't be controlled remotely.	Too far away	Ensure the remote control distance is no more than 15 meters
	Remote control and LED light are on different channels	pls refer to User Manual to reset channel

The functions in this manual are based on the test conditions of our company. Further notice will not be given if the design and specifications change.
SHENZHEN YONGNUO PHOTOGRAPHY EQUIPMENT Co.Ltd.
Add: Building A, Shenfubao modern optics factory, Kengzi Street, Pingshan District, Shenzhen
TEL:0755-8376 2448
Wed: www.hkyongnuo.com
Manufacture address: 3/F Building B 3/F Building A 301 No. 104 Huangquanzhong Rd. Songyuansha Community Guanhu Str. Longhua Shenzhen
After-sales Service TEL: 400-0013-888