



Reference Guide

US

Network Media Player
NSZ-GS7/NSZ-GX70
(NSZ-GX70 is only for the US)

Sony Customer Support

USA: <http://esupport.sony.com/> | 1-800-222-SONY
Canada: <http://esupport.sony.com/CA/> | 1-877-899-SONY
Please Do Not Return the Product to the Store

Owner's Record

The model and serial numbers are located at the bottom of the unit. Record the serial number in the space provided below. Refer to them whenever you call upon your Sony dealer regarding this product.

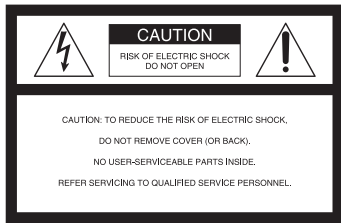
Model No. _____
Serial No. _____

WARNING

To reduce the risk of fire or electric shock, do not expose this apparatus to rain or moisture.

To avoid electric shock, do not open the cabinet. Refer servicing to qualified personnel only.

Batteries or batteries installed apparatus shall not be exposed to excessive heat such as sunshine, fire or the like.



This symbol is intended to alert the user to the presence of uninsulated "dangerous voltage" within the product's enclosure that may be of sufficient magnitude to constitute a risk of electric shock to persons.

This symbol is intended to alert the user to the presence of important operating and maintenance (servicing) instructions in the literature accompanying the appliance.

This graphical symbol is located on the bottom of the unit.

Precautions

- To prevent fire or shock hazard, do not place objects filled with liquids, such as vases, on the apparatus.
- The player is not disconnected from the AC power source (mains) as long as it is connected to the wall outlet, even if the player itself has been turned off.
- Install this unit so that the AC power cord can be unplugged from the wall socket immediately in the event of trouble.
- The nameplate is located on the bottom of the player.

Installing

- Do not install this player in a confined space, such as a bookshelf or similar unit.

FCC WARNING

You are cautioned that any changes or modifications not expressly approved in this manual could void your authority to operate this equipment.

This transmitter must not be co-located or operated in conjunction with any other antenna or transmitter.

The shielded Interface cable (LAN cable) must be used with the equipment in order to comply with the limits for a digital device pursuant to Subpart B of Part 15 of FCC Rules.

NOTE

This equipment has been tested and found to comply with the limits for a Class B digital device, pursuant to Part 15 of the FCC Rules. These limits are designed to provide reasonable protection against harmful interference in a residential installation. This equipment generates, uses, and can radiate radio frequency energy and, if not installed and used in accordance with the instructions, may cause harmful interference to radio communications. However, there is no guarantee that interference will not occur in a particular installation. If this equipment does cause harmful interference to radio or television reception, which can be determined by turning the equipment off and on, the user is encouraged to try to correct the interference by one or more of the following measures:

- Reorient or relocate the receiving antenna.
- Increase the separation between the equipment and receiver.
- Connect the equipment into an outlet on a circuit different from that to which the receiver is connected.
- Consult the dealer or an experienced radio/TV technician for help.

FCC/IC Radiation Exposure Statement:

For Network Media Player
This equipment complies with FCC/IC radiation exposure limits set forth for an uncontrolled environment and meets the FCC radio frequency (RF) Exposure Guidelines in Supplement C to OET65 and RSS-102 of the IC radio frequency (RF) Exposure rules. This equipment should be installed and operated keeping the radiator at least 20 cm or more away from person's body (excluding extremities: hands, wrists, feet and ankles).

For Remote control
This equipment complies with FCC/IC radiation exposure limits set forth for an uncontrolled environment and meets the FCC radio frequency (RF) Exposure Guidelines in Supplement C to OET65 and RSS-102 of the IC radio frequency (RF) Exposure rules. This equipment has very low levels of RF energy that are deemed to comply without testing of specific absorption ratio (SAR).

This device complies with Industry Canada licence-exempt RSS standard(s).
Operation is subject to the following two conditions:
(1) this device may not cause interference, and
(2) this device must accept any interference, including interference that may cause undesired operation of the device.

For Remote control
This Class B digital apparatus complies with Canadian ICES-003.

Important Safety Instructions

- Read these instructions.
- Keep these instructions.
- Heed all warnings.
- Follow all instructions.
- Do not use this apparatus near water.
- Clean only with dry cloth.
- Do not block any ventilation openings. Install in accordance with the manufacturer's instructions.
- Do not install near any heat sources such as radiators, heat registers, stoves, or other apparatus (including amplifiers) that produce heat.
- Do not defeat the safety purpose of the polarized or grounding-type plug. A polarized plug has two blades with one wider than the other. A grounding type plug has two blades and a third grounding prong. The wide blade or the third prong are provided for your safety. If the provided plug does not fit into your outlet, consult an electrician for replacement of the obsolete outlet.
- Protect the power cord from being walked on or pinched particularly at plugs, convenience receptacles, and the point where they exit from the apparatus.
- Only use attachments/accessories specified by the manufacturer.
- Use only with the cart, stand, tripod, bracket, or table specified by the manufacturer, or sold with the apparatus. When a cart is used, use caution when moving the cart/apparatus combination to avoid injury from tip-over.
- Unplug this apparatus during lightning storms or when unused for long periods of time.
- Refer all servicing to qualified service personnel. Servicing is required when the apparatus has been damaged in any way, such as power-supply cord or plug is damaged, liquid has been spilled or objects have fallen into the apparatus, the apparatus has been exposed to rain or moisture, does not operate normally, or has been dropped.



Precautions

On placement

- Place the player in a location with adequate ventilation to prevent heat build-up in the player.
- Do not place the player on a soft surface such as a rug that might block the ventilation holes.
- Do not place the player in a location near heat sources, or in a place subject to direct sunlight, excessive dust, or mechanical shock.
- Do not place the player outdoors, in vehicles, on ships, or on other vessels.
- If the player is brought directly from a cold to a warm location, or is placed in a very damp room, moisture may form on the outer surface and on interior of the player. Should this occur, the player may not operate properly. In this case, leave the player turned on for about half an hour until the moisture evaporates.
- Do not install the player in an inclined position. It is designed to be operated in a horizontal position only.
- Do not place metal objects in front or on the both sides of the player. It may limit reception of radio waves.
- Do not place the player in a place where medical equipment is in use. It may cause a malfunction of medical instruments.
- If you use a pacemaker or other medical device, consult your physician or the manufacturer of your medical device before using the wireless LAN function.
- Do not place heavy or unstable objects on the player.
- Disconnect the AC power cord and all other cables from the player when you move the player.

On power sources

- Disconnect the player from the wall outlet if you are not going to use the player for a long time. To disconnect the AC power cord, grasp the plug itself; never pull the cord.
- Observe following points to prevent the AC power cord being damaged. Do not use the AC power cord if it is damaged, as doing so may result in an electric shock or fire.
 - Do not pinch the AC power cord between the player and wall, shelf, etc.
 - Do not put anything heavy on the AC power cord or pull on the AC power cord itself.

On adjusting volume

Do not turn up the volume while listening to a section with very low level inputs or no audio signals. If you do, your ears and the speakers may be damaged when a peak level section is played.

On cleaning

Clean the cabinet, panel, and controls with a soft cloth. Do not use any type of abrasive pad, scouring powder or solvent such as alcohol or benzene.

On replacement of parts

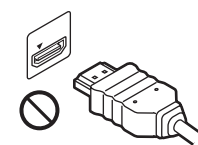
In the events that this player is repaired, repaired parts may be collected for reuse or recycling purposes.

On connecting to the HDMI jack


Observe the following as improper handling may damage the HDMI jack and the connector.

- Carefully align the HDMI jack on the rear of the player and the HDMI connector by checking their shapes. Make sure the connector is not upside down or tilted.

HDMI jack



HDMI jack



- Be sure to disconnect the HDMI cable when moving the player.



- Hold the HDMI connector straight when connecting or disconnecting the HDMI cable. Do not twist or force the HDMI connector into the HDMI jack.

On watching 3D video images

Some people may experience discomfort (such as eye strain, fatigue, or nausea) while watching 3D video images.

Sony recommends that all viewers take regular breaks while watching 3D video images. The length and frequency of necessary breaks will vary from person to person.

You must decide what works best. If you experience any discomfort, you should stop watching the 3D video images until the discomfort ends; consult a doctor if you believe necessary. You should also review (i) the instruction manual and/or the caution message of any other device used with this product and (ii) our website (<http://esupport.sony.com/>) for the latest information. The vision of young children (especially those under six years old) is still under development. Consult your doctor (such as a pediatrician or eye doctor) before allowing young children to watch 3D video images. Adults should supervise young children to ensure they follow the recommendations listed above.

IMPORTANT NOTICE

Caution: This player is capable of holding a still video image or on-screen display image on your television screen indefinitely. If you leave the still video image or on-screen display image displayed on your TV for an extended period of time, you risk permanent damage to your television screen. Plasma display panel televisions and projection televisions are susceptible to this.

If you have any questions or problems concerning your player, please consult your nearest Sony dealer.

Specifications

Input/Output jacks	
HDMI IN	HDMI 19-pin standard connector Video: 480i, 480p, 720/60p*1, 1080/60i*1, 1080/24p/60p*1 Audio: Linear PCM (up to 8ch), Dolby Digital
HDMI OUT	HDMI 19-pin standard connector Video: 720/60p*2, 1080/60i, 1080/24p/60p*2 Audio: Linear PCM (up to 8ch), Dolby Digital, Dolby Digital Plus
DIGITAL AUDIO OUT (OPTICAL)	Optical output jack/-18dBm (wave length 660 nm) Linear PCM (2ch), Dolby Digital
LAN	100BASE-TX Terminal
USB	USB jack Type A*3
IR Blaster	Mini jack (For connecting the IR Blaster cable)
Power and others	
Power requirements	120 V AC, 60 Hz
Power consumption	21 W
Dimensions (approx.)	204 mm x 130 mm x 35 mm (8.04 in. x 5.12 in. x 1.38 in.) (width/depth/height) incl. projecting parts
Mass (approx.)	0.6 kg (1.3 lb.)
Operating temperature	5 °C to 35 °C (41 °F to 95 °F)
Operating humidity	25% to 80%
Wireless	
Wireless LAN standard	IEEE 802.11b/g/n
Frequency range	2.4 GHz band: Channels 1-11
Modulation	DS-SS Modem and OFDM Modem
Bluetooth	
Communication system	Bluetooth Specification version 3.0
Frequency range	2.4 GHz band: Channels 79 with 1 MHz BW
Modulation	FHSS
Compatible Bluetooth profiles*4	HID (Human Interface Device Profile), SPP (Serial Port Profile)
Accessories	
Supplied accessories	Remote control (remote) NSG-MR5U (1)/Size AA batteries*5 (2)/ AC power cord (1)/HDMI cable (1) (NSZ-GX70 only)/IR Blaster cable (1)/ Quick Setup Guide (1)/Getting Started (1)/Reference Guide (1)/Warranty card (1)

*1 Capability for 3D input.

*2 Capability for 3D output.

*3 For details on USB devices that can be connected to the player, see "Help Guide" (<http://www.sony.net/helpguide/r/networkplayer/>).

*4 Bluetooth profiles are standardized according to the purpose of the Bluetooth device.

*5 Alkaline batteries. Do not use manganese or lithium batteries when replacing old batteries.

Additional Information

About wireless LAN security

Since communication via the wireless LAN function is established by radio waves, the wireless signal may be susceptible to interception. To protect wireless communication, this player supports various security functions. Be sure to correctly configure the security settings in accordance with your network environment.

• No Security

Although you can easily make settings, anyone can intercept wireless communication or intrude into your wireless network, even without any sophisticated tools. Keep in mind that there is a risk of unauthorized access or interception of data.

• WEP

WEP applies security to communications to prevent outsiders from intercepting communications or intruding into your wireless network. WEP is a legacy security technology that enables older devices, which do not support TKIP/AES, to be connected.

• WPA-PSK (TKIP), WPA2-PSK (TKIP)

TKIP is a security technology developed to correct for the deficiencies of WEP. TKIP assures a higher security level than WEP.

• WPA-PSK (AES), WPA2-PSK (AES)

AES is a security technology that uses an advanced security method that is distinct from WEP and TKIP. AES assures a higher security level than WEP or TKIP.

Trademark Information

- MPEG Layer-3 audio coding technology and patents licensed from Fraunhofer IIS and Thomson.
- The terms HDMI and HDMI High-Definition Multimedia Interface, and the HDMI Logo are trademarks or registered trademarks of HDMI Licensing LLC in the United States and other countries.
- Manufactured under license from Dolby Laboratories. Dolby and the double-D symbol are trademarks of Dolby Laboratories.
- The Bluetooth® word mark and logos are registered trademarks owned by Bluetooth SIG, Inc. and any use of such marks by Sony Corporation is under license.
- WPA™ and WPA2™ are marks of the Wi-Fi Alliance.
- Music and video recognition technology and related data are provided by Gracenote®. Gracenote is the industry standard in music recognition technology and related content delivery. For more information, please visit www.gracenote.com. CD, DVD, Blu-ray Disc, and music and video-related data from Gracenote, Inc., copyright © 2000-present Gracenote. Gracenote Software, copyright © 2000-present Gracenote. One or more patents owned by Gracenote apply to this product and service. See the Gracenote website for a nonexhaustive list of applicable Gracenote patents. Gracenote, CDDDB, MusicID, MediaVOCS, the Gracenote logo and logotype, and the "Powered by Gracenote" logo are either registered trademarks or trademarks of Gracenote in the United States and/or other countries.
- Windows Media is either a registered trademark or trademark of Microsoft Corporation in the United States and/or other countries. This product is protected by certain intellectual property rights of Microsoft Corporation. Use or distribution of such technology outside of this product is prohibited without a license from Microsoft or an authorized Microsoft subsidiary.
- Contains Flash®, Flash® Lite® and/or Reader® technology by Adobe Systems Incorporated. This Sony Product contains Adobe® Flash® player software under license from Adobe System Incorporated, Copyright© 1995-2010 Adobe Systems Incorporated. All rights reserved. Adobe, Flash, Flash Lite and Reader are either registered trademarks or trademarks of Adobe Systems Incorporated in the United States and/or other countries.
- Designed with UEI Technology™ Under License from Universal Electronics Inc. Portions © UEI 2000 - 2012
- Other system and product names are generally trademarks or registered trademarks of the manufacturers. ™ and ® marks are not indicated in this document.

HDMI

DOLBY DIGITAL PLUS

gracenote.

Bluetooth®

Designed with
UEI
TECHNOLOGY