



Mini 2x75 Watt Stereo Power Amplifier USB/SD/MMC Card Reader w/AUX, CD & Microphone Inputs & Blue LED Display

PCAU35A



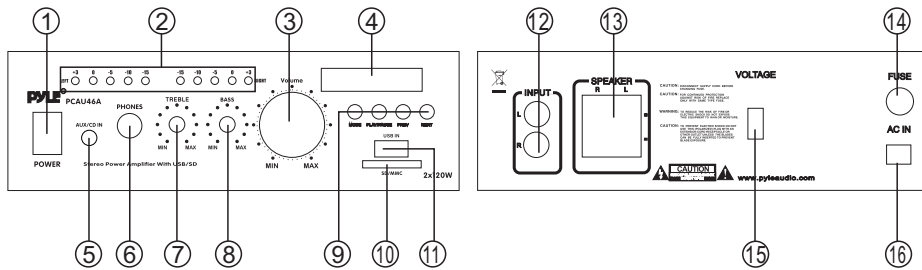
Mini 2x120 Watt Stereo Power Amplifier USB/SD/MMC Card Reader w/AUX, CD & Microphone Inputs & Blue LED Display

PCAU46A



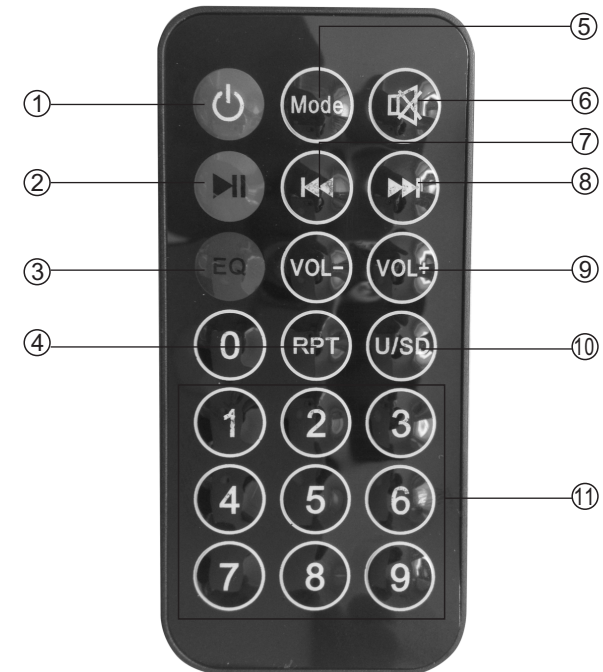
Features and Controls

PCAU46A



1. Power ON LED Indicator
-Lights to indicate power is turned on.
2. Blue LED Output Level Display
3. Master Volume Control
-Lets you adjust the overall sound level, turn the knob clockwise to increase the volume.
4. Function Blue LED Display Window
5. AUX/CD IN
-Lets you easily connect the computerized MP3 Device (player) sources, such as PC (CD ROM), laptop, walkman, iPod, and cell phone.
6. 1/4" PHONE JACK
-Accept headphones with 1/4" plug.
7. TREBLE
-Lets you adjust the TREBLE volume to high or low.
8. BASS
--Lets you adjust the BASS volume to high or low.
9. Buttons for MP3 (USB/SD/MMC) Function Control
-Mode: For audio input selection.
-Play/Pause: Play and pause control.
-Prev. /Next: Quick backward or next song.
10. SD/MMC Socket for playing SD/MMC cards
11. USB Socket for playing the USB function.
12. RCA L/R LINE Input
-Let you connect to the desired LINE input sources.
13. Push Type Speaker L/R Terminals
-Let you easily connect the speakers'wires directly to the amplifier
14. Fuse
-The amplifier uses a fuse for protection against surges and short circuit. If the amplifier suddenly turn off and will not turn on, check the fuse. If necessary, replace it with a 1-amp, 250-volt, fast-acting, 5x20mm fuse(not supplied)
15. 110V/220V Switch
-According to power voltage, push this button to the correct station of the 110V or 220V.
16. AC IN Power Cord
-Connect to AC 110V/60Hz or 220V/50Hz

Remote Control Function



1. Power Standby Button
2. Play/Pause Button
3. Equalizer Button
4. Repeat Song Button
5. Mode: Menu Control Button
6. Mute Button
7. Previous Song Button
8. Next Song Button
9. Volume - & Volume + Buttons
10. USB/SD Switch Button
11. Number Buttons for Song Selection

Specifications

Output Power, 2 channels driven	
4-Ohm, 1 kHz, 1% THD	15Wx2(PCAU35A)
4-Ohm, 1 kHz, 1% THD	20Wx2(PCAU46A)
Max Power	120Wx2

Total Harmonic Distortion, 1 kHz Rated Power	0.3%
--	------

Input Sensitivity, 1 kHz, 4-Ohm Rated Power	
AUX 1	250mV
AUX 2	250mV
CD	250mV
USB	250mV
MIC	2.5mV

Frequency Response	20Hz-20kHz
--------------------------	------------

Signal to Noise Ratio, 1 kHz, 4-Ohm Rated Power	
AUX 1	80dB
AUX 2	80dB
CD	80dB
USB	80dB
MIC	70dB

Tone Controls	
BASS	+/-12dB, 100Hz
TREBLE	+/-12dB, 10kHz

Power Requirement	120V AC 60Hz/230V AC 50Hz
-------------------------	---------------------------

*Specifications are typical; individual units might vary.
Specifications are subject to change and improvement without notice.*

Limited warranty

All PYLE products are carefully constructed and tested before shipment. Units purchased in the USA are warranted to be free of defects in material and workmanship for one (1) year from the date of purchase. This warranty is limited to the original retail purchaser of the amplifier.

Should the unit fail due to factory defects in material or workmanship, your unit will be repaired or replaced at the sole discretion of PYLE.

To obtain warranty service, you must first call our Consumer Return Hotline at (718) 236-6948 to obtain a Return Authorization Number.

This R.A. # must appear on the outside of your package and on all paperwork relating to your return.

When returning the unit to us for warranty service, it must be carefully packed and shipped, prepaid, to:



You must also include the following items with your return:

- A copy of your sales receipt or other proof of purchase
- A brief letter, indicating the problem you are experiencing with the product
- Include in your return address, daytime phone number and R.A. number
- Also include a check or money order for \$20.00 for return shipping, handling and insurance, or provide your Visa/ MC number with expiration date.

Our obligation under this warranty is limited to the repair or replacement of the defective unit when it is returned to us prepaid. This warranty will be considered void if the unit was tampered with, improperly serviced or subject to misuse, neglect or accidental damage.

SPECIFICATIONS

Output power, 2 channels driven	
4-OHM, 1 KHz, 1% THD.	15Wx2(PCAU35A)
4-OHM, 1 KHz, 1% THD.	20Wx2(PCAU46A)
Peak Power	120Wx2
Total Harmonic Distortion, 1 KHz Rated Power	0.3 %
Input Sensitivity, 1 KHz, 4-ohm Rated Power	250mV
Frequency Response	20Hz - 40KHz
Signal to Noise Ratio	75dB
Power Requirement	120V AC 60Hz or 230V AC 50Hz

Limited Warranty

All PYLE PRO products are carefully constructed and tested before shipment. Units purchased in the USA are warranted to be free of defects in material and workmanship for one (1) year from the date of purchase. This warranty is limited to the original retail purchaser of the amplifier.

Should the unit fail due to factory defects in material or workmanship, your unit will be repaired or replaced at the sole discretion of PYLE.

To obtain warranty service, you must first call our Consumer Return Hotline at (718) 236-6948 to obtain a Return Authorization Number. This R.A. # must appear on the outside of your package and on all paperwork relating to your return.

When returning the unit to us for warranty service, it must be carefully packed and shipped, prepaid, to:

R.A.#: _____
PYLE PRO Service Center
1600 63rd Street
Brooklyn, NY 11204

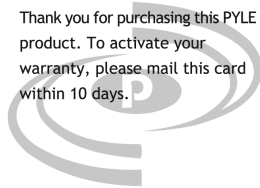
You must also include the following items with your return:

- A copy of your sales receipt or other proof of purchase
- A brief letter, indicating the problem you are experiencing with the product
- Include in your letter your return address, daytime phone number and R.A. number
- Also include a check or money order for \$20.00 for return shipping, handling and insurance, or provide your Visa/MC number with expiration date.

Our obligation under this warranty is limited to the repair or replacement of the defective unit when it is returned to us prepaid. This warranty will be considered void if the unit was tampered with, improperly serviced or subject to misuse, neglect or accidental damage.

▼ Please complete warranty card, detach and return ▼

Thank you for purchasing this PYLE product. To activate your warranty, please mail this card within 10 days.



warranty registration card

PYLE AMPLIFIER

Name _____

Address _____

City, State ZIP _____

Model No. _____ Serial # (if available) _____

Date of Purchase _____

Purchased at:

- Music Products Store Sound Contractor/Installer Mail Order
 Catalog Merchandiser Other _____

Care and Maintenance

Your Pyle Pro Amplifier is an example of superior design and craftsmanship. The following suggestions will help you care for your amplifier so you can enjoy years of use:

- Keep the amplifier dry. If it gets wet, wipe immediately.
- Use the amplifier only in well-ventilated installations.
- Handle the amplifier gently and carefully - do not drop!
- Keep the amplifier away from dust and dirt.
- Wipe occasionally with a damp cloth to keep it looking new.

Do not use harsh chemicals, solvents or detergents!

▼ Please complete warranty card, detach and return ▼

Place
Stamp
Here



PYLE PRO Audio, Inc.

1600 63rd Street

Brooklyn, NY 11204