


## USB 3.0 7-PORT HUB + 3 SMART CHARGING PORTS WITH POWER SWITCHES

ALLOW USB FLASH DRIVE, CARD READER, EXTERNAL HARD DRIVE AND OTHER USB PERIPHERALS FOR ACCESSING OR CHARGING



You can now attach your collection of USB devices to one SuperSpeed hub with the Sabrent USB 3.0 7-PORT HUB + 3 Smart Charging Ports WITH Power Switches. Easily expand an available USB 3.0 port on your computer to 7 USB 3.0 ports and 3 Smart Charging Ports with a sleek design. Plug and Play installation makes for an easy setup.

---

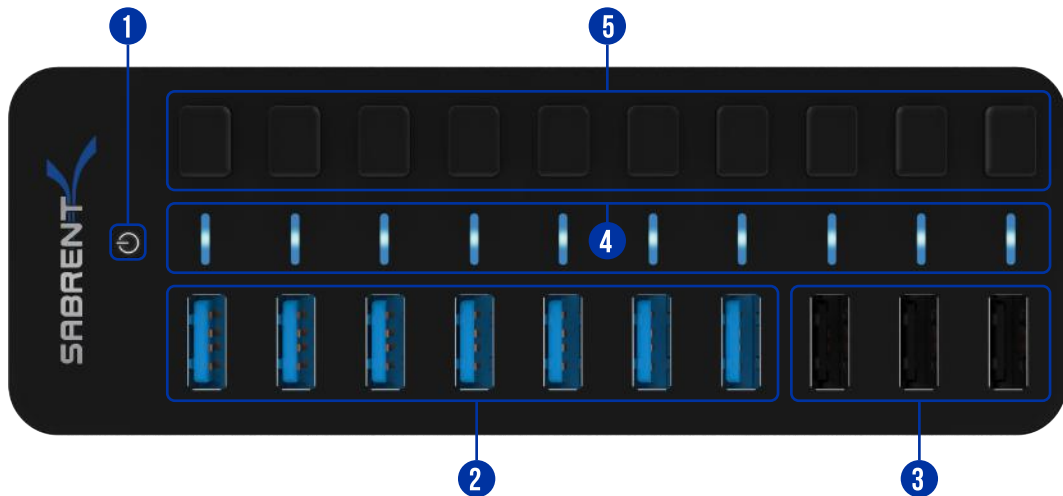
### **Package contents**

- USB 3.0 7-PORT HUB + 3 Smart charging ports
- 12V 5A Power adapter
- USB 3.0 Cable

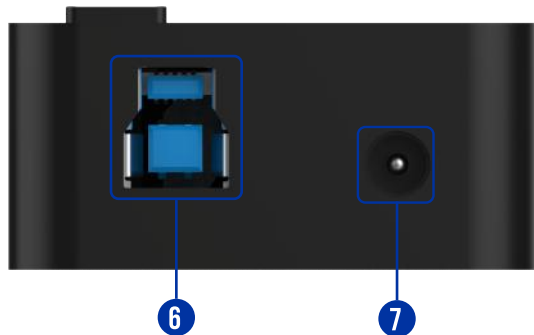
### **Features**

- Plug & Play, no driver installation required
- Windows, Mac OS & Linux Supported
- Fashionable mirrored surface with a compact design
- Blue LED to indicate power status for each port
- 7 USB 3.0 ports allows data transfer speeds up to 5Gbps
- Backward compatible with USB 2.0 and 1.1
- 3 Smart charging ports that auto optimize current speeds up to 2.4 amps per port
- 60W power output lets you charge phones, tablets or other devices simultaneously
- Supplies each port up to 900mA MAX

## OVERVIEW



- 1 - Hub Power Indicator
- 2 - USB 3.0 Ports
- 3 - Charging Ports
- 4 - Port Power Indicator
- 5 - Port Power Switches
- 6 - USB 3.0 Port ( to Computer)
- 7 - Power Port (to Power Adapter)



## INSTRUCTIONS


1

CONNECT THE POWER ADAPTER TO THE HUB



2

THEN TO A POWER OUTLET



3

CONNECT THE USB CABLE TO THE HUB



4

THEN TO YOUR COMPUTER



**INSTRUCTIONS****5****ACTIVATE A PORT BY PRESSING ANY OF THE PORT POWER SWITCHES****6****CONNECT YOUR USB DEVICES TO ANY OF THE 3.0 USB PORTS****7****CONNECT YOUR USB CHARGEABLE DEVICES TO THE CHARGING PORTS**

## **TROUBLESHOOTING/SUPPORT**

### **Power LED does not come on?**

- Make sure that you have a tight connection between the power adapter and Hub.
- Try it on a different power outlet.

### **Computer does not recognize the Hub?**

- Make sure that you have a tight connection between the Hub and 3.0 cable.
- Try the USB cable on a different USB port on your computer.

**Please contact our Technical Support with any questions.**