SABRENT
Connecting Differently™

MULTI-PORT USB TYPE-C HUB WITH FRONT ACCESS USB PORTS

SD/microSD CARD READER, 3.5mm HEADPHONE AND REAR HDMI OUTPUT



HB-SIMC USER MANUAL

SYSTEM REQUIREMENTS

- Windows OS
- Mac OS

FEATURES

- The best solution for a front access and addition to your iMac's rear expansion ports.
- Exclusively designed for the iMac 2017 and later models.
- USB 3.1 Type-C upstream connector (connects to the back of the iMac).
- Front access to 1 x USB 3.1 Type-C port (up to 5Gb/s data speed @ 5V / 900mA).
- Front access to 3 x USB 3.1 Type-A ports (up to 5Gb/s data speed @ 5V / 900mA).
- Independent SD and microSD UHS-II card readers (up to 300 MB/s).
- Front access to 3.5mm headphone connector.
- Rear HDMI 2.0 port for a cleaner look and up to 4K@60Hz output resolution.
- All USB ports are backward compatible with USB 2.0 and 1.1.
- USB Type-C port does not support PowerDelivery for charging devices.

NOTE: It will NOT fit any iMac manufactured before 2017.

WIRELESS DEVICES: Please be aware that 2.4GHz wireless devices, such as wireless keyboard and mouse adapters, may not work in close proximity to USB 3 devices or hubs.

PACKAGE CONTENTS

- USB Type-C hub.
- AC 110~240V to DC 12V 2A power adapter.
- Quick Installation guide.

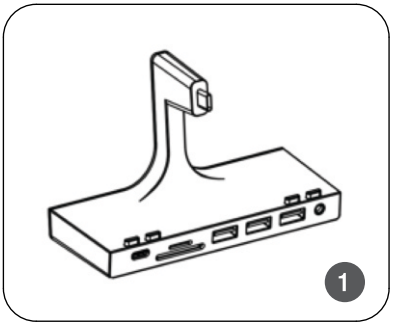

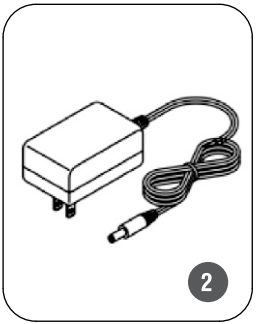

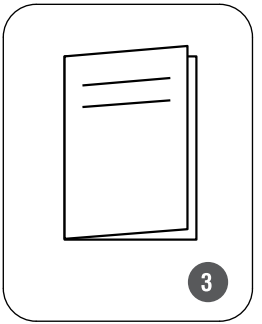

INSTALATION INSTRUCTIONS

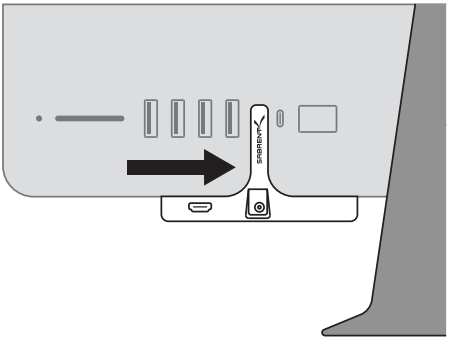

STEP 1

Connect your Sabrent multi-hub to the back of your iMac.

NOTE: Do NOT connect it at an angle.
Make sure it goes in straight to avoid damaging the connector.

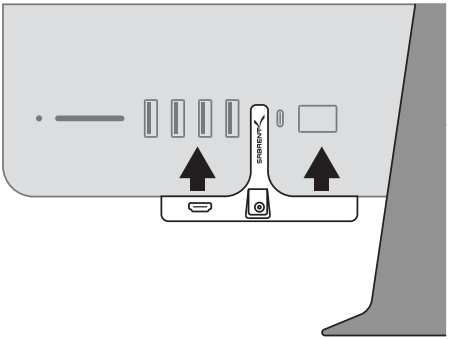

STEP 2

Carefully guide your Sabrent multi-hub under and forward until the guiding posts snap into the vents on the bottom of the iMac.

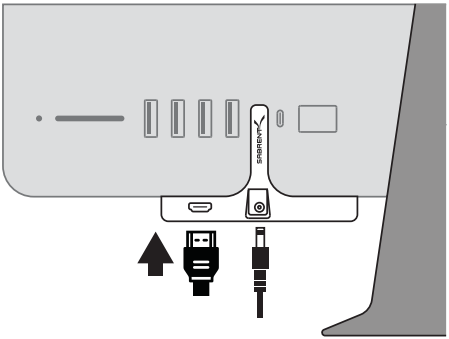

STEP 3

To work properly, your Sabrent multi-hub requires an external power adapter, which is included. Please connect it now.
If you are going to use the HDMI output, connect that as well.

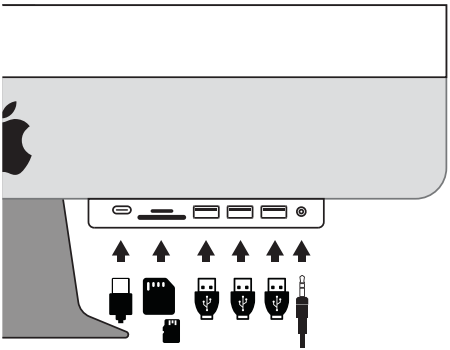

STEP 4

Start using your front access ports.

NOTE:
The USB Type-C port does not support the PowerDelivery charging function.



WWW.SABRENT.COM