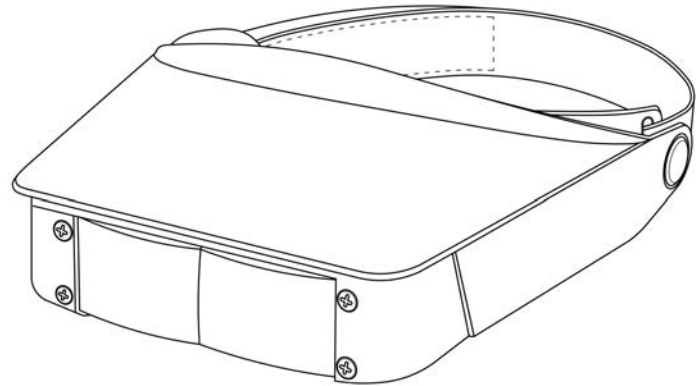


MAGNIVISOR™

2x/3x DUAL POWER MAGNIFYING
HEAD-VISOR



Instructions for Use

Using Your Magnifier

Adjust head strap to desired size and use velcro straps to secure strap in place. Once placed on your head, visor can be adjusted up or down as needed (Fig. 1-3).

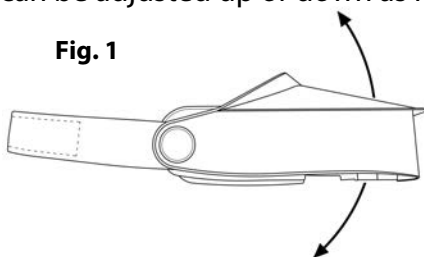


Fig. 1

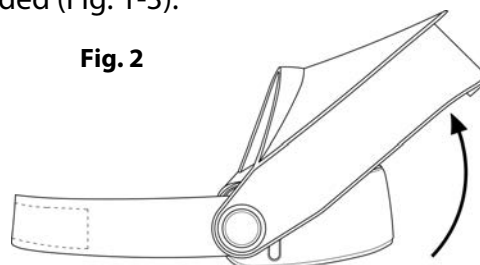


Fig. 2

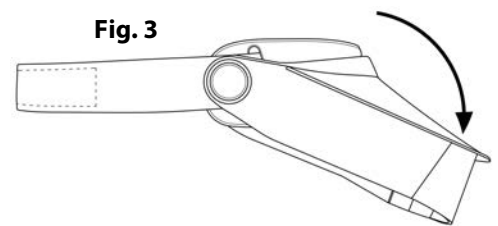


Fig. 3

To Use at 2x Magnification

Flip rear lens up into top of visor (Fig. 4). Look through front lens only to achieve 2x magnification (Fig. 5). For best results at 2x magnification, hold the item you are viewing about 8 1/2 inches in front of the lens.

To Use at 3x Magnification

Flip rear lens down (Fig. 6) until it clicks into place behind front lens. Look through both lenses to achieve 3x magnification (Fig. 7). For best results at 3x magnification, hold the item you are viewing about 4 1/4 inches in front of lens.

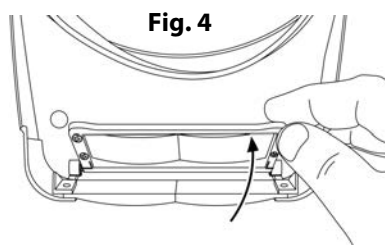


Fig. 4

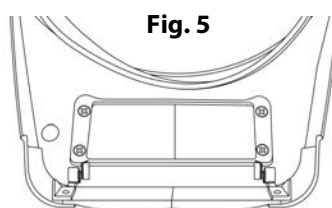


Fig. 5

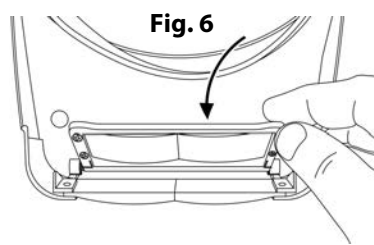


Fig. 6

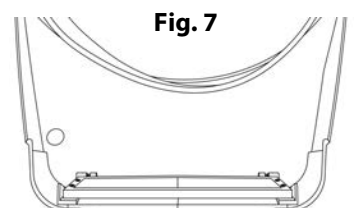


Fig. 7

Cleaning Your Magnifier

Clean lens with a soft, clean microfiber cloth by rubbing gently in a circular motion. Moisten the lens cloth with water if needed. Do not use harsh chemicals, solvents or abrasives as they may damage the lens.

Warning: Do not look directly at the sun with this product or the naked eye. Doing so may cause permanent irreversible eye damage.

Customer Service:

If you experience any difficulties, please contact us and we will be happy to help you.

In the U.S.A.

Phone: 1-631-963-5000
Email: info@carson.com

In the U.K.

Phone: +44 (0) 1938 557440
Email: uksupport@carson.com

In the E.U.

Phone: +44 (0) 1938 557440
Email: eusupport@carson.com

For warranty information, visit www.carson.com/warranty