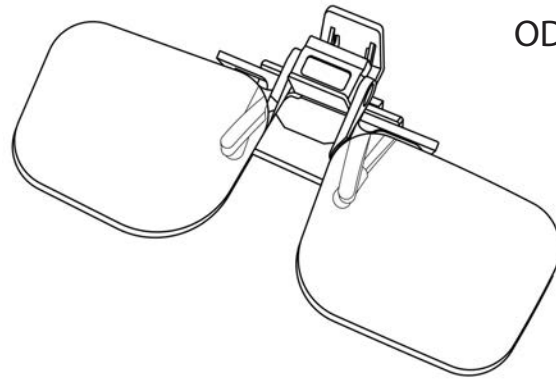


CARSON® CLIP & FLIP™

CLIP-ON, FLIP-UP MAGNIFYING GLASSES
1.5x (EQUIVALENT TO +2.25 DIOPTERS)

OD-10



Instructions for use:

To Attach to Glasses

Pinch middle portion of magnifying glasses to open clamp (Fig. 1). Place clamp around bridge of glasses frame (Fig. 2) and release clamp when in place (Fig. 3).

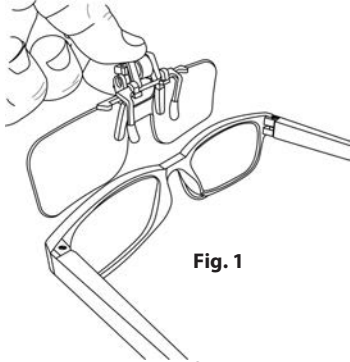


Fig. 1

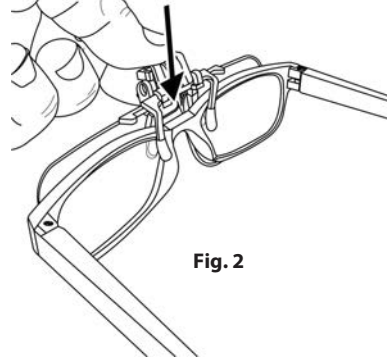
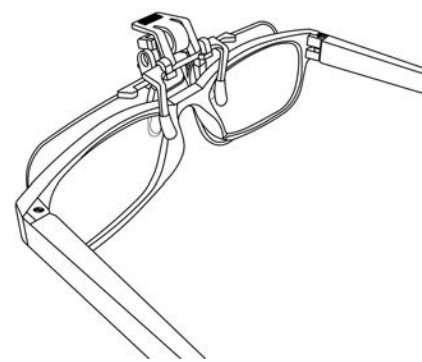


Fig. 2



Using your Magnifying Glasses

Flip down magnifier in front of lenses when in use (Fig. 4). Flip magnifier up when not needed (Fig. 5).

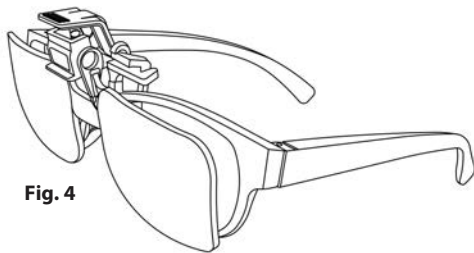


Fig. 4

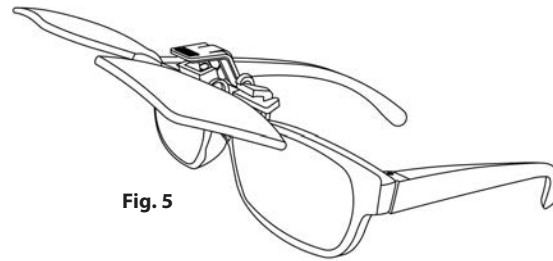


Fig. 5

Safe Storage

Place magnifying glasses inside included cloth pouch to avoid damage during storage (Fig. 6).

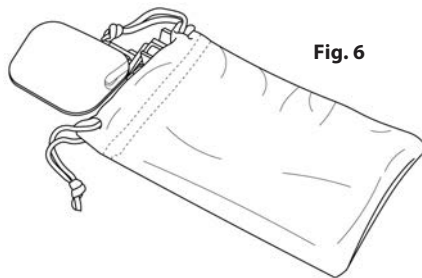


Fig. 6

Cleaning Your Magnifier

Clean lens with a soft, clean microfiber cloth by rubbing gently in a circular motion. Moisten the lens cloth with water if needed. Do not use harsh chemicals, solvents or abrasives as they may damage the lens.

CAUTION - FIRE HAZARD:

Keep magnifier away from direct sunlight to prevent accidental fire.

Customer Service:

If you experience any difficulties, please contact us and we will be happy to help you.

In the U.S.A.

Phone: 1-631-963-5000

Email: info@carson.com

In the U.K.

Phone: +44 (0) 1938 557440

Email: uksupport@carson.com

In the E.U.

Phone: +44 (0) 1938 557440

Email: eusupport@carson.com

For warranty information, visit www.carson.com/warranty