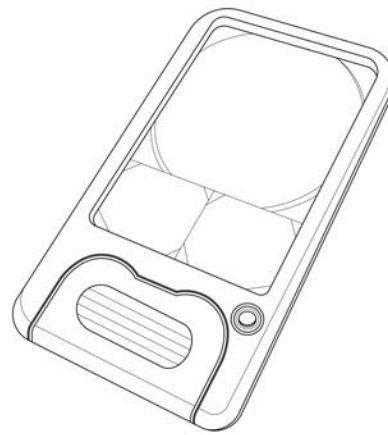


CARSON[®] POCKET MAGNIFIER

2.5x / 4.5x / 6x LED LIGHTED MAGNIFIER

PM-33



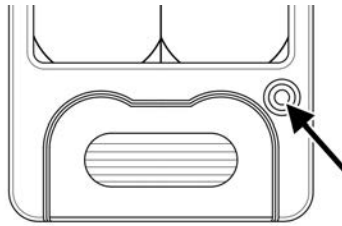
Instructions for use:

To Activate LED Light

To turn light on, press black button on front of magnifier (Fig. 1). Turn light off when not in use.

Note: Please remove battery tab before first use.

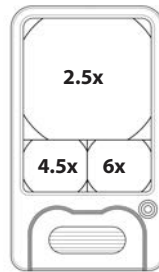
Fig. 1



Using Your Magnifier

Look through largest lens for 2.5x magnification. Look through smaller lens on left for 4.5x magnification. For 6x magnification look through smaller lens on right (Fig. 2).

Fig. 2



Replacing Batteries

Pull back battery door and set aside (Fig. 3). Remove spent batteries and replace with two fresh CR2032 button cell batteries according to polarity indicators marked inside battery compartment (Fig. 4). Replace battery door when complete (Fig. 5).

Fig. 3

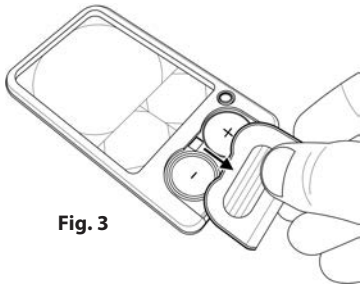


Fig. 4

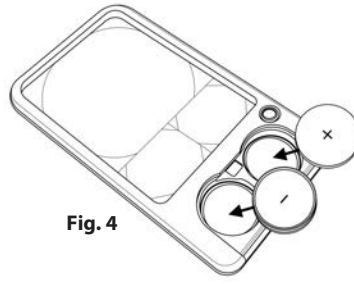
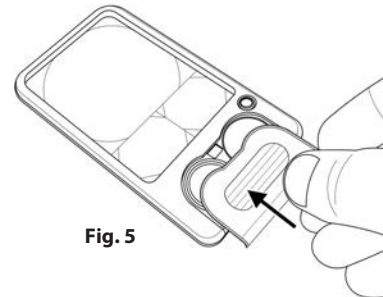


Fig. 5



Warning: Use only alkaline batteries. Mixing old and new, different brands or types within brands may cause batteries to leak, overheat or explode. Keep away from fire or excessive heat. Inspect batteries for corrosion or leakage. Insert in direction indicated. Rechargeable batteries not recommended.

Cleaning Your Magnifier

Clean lens with a soft, clean microfiber cloth by rubbing gently in a circular motion. Moisten the lens cloth with water if needed. Do not use harsh chemicals, solvents or abrasives as they may damage the lens.

CAUTION - FIRE HAZARD:

Keep magnifier away from direct sunlight to prevent accidental fire.

Customer Service:

If you experience any difficulties, please contact us and we will be happy to help you.

In the U.S.A.

Phone: 1-631-963-5000

Email: info@carson.com

In the U.K.

Phone: +44 (0) 1938 557440

Email: uksupport@carson.com

In the E.U.

Phone: +44 (0) 1938 557440

Email: eusupport@carson.com

For warranty information, visit www.carson.com/warranty