



RAS-I



REFLECTOR

ADAPTER

FOR SPEEDLIGHT

USER MANUAL

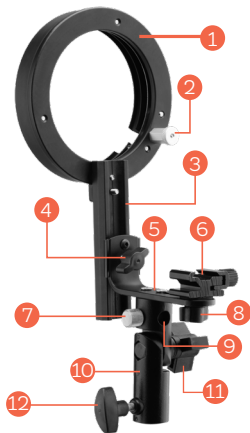
INTRODUCTION

Use the Raya Reflector Adapter when you need to get your shoe-mount flash off your camera and onto a light stand. Set it up in your home studio, mount a reflector in the Bowens mount, and use with a variety of light modifiers to achieve your desired lighting effect. Or use a softbox to shoot products for your online store. The riser adjusts 5.1 inches to accommodate large lighting units like bare-bulb flashes, even with a wireless remote trigger attached.

FEATURES

- 5.1" (13 cm) riser accommodates large Speedlights including those with hot-shoe remotes
- All-metal flash bracket construction
- Easy setup and takedown


OVERVIEW



- | | |
|---------------------------|-----------------------------|
| 1. Bowens mount | 8. Distance adjustment knob |
| 2. Release | 9. Umbrella mount |
| 3. Riser | 10. Stand adapter |
| 4. Height adjustment knob | 11. Tilt lock |
| 5. Flash bracket | 12. Locking knob |
| 6. Shoe mount | |
| 7. Umbrella lock | |

SETTING UP THE FLASH BRACKET

1. Slide the riser into the flash bracket's riser mount and tighten the height adjustment knob.
2. Fit the stand adapter onto your light stand's 5/8-inch mount, and tighten until secure.



MOUNTING YOUR FLASH ONTO THE BRACKET

1. Loosen the shoe-mount lock if necessary. Insert your flash's mounting foot into the shoe mount, and tighten the lock.


2. Loosen the height adjustment knob, and position the Bowens mount so the flash head is centered in the mount. Tighten the knob until secure.
3. Loosen the distance adjustment knob. Position the flash along the bracket, and then tighten the knob.

Use the tilt lock to adjust the angle of the flash bracket assembly.



MOUNTING A SOFTBOX TO THE BOWENS MOUNT

1. Insert your softbox's mounting tabs into the Bowens mount, and rotate the softbox clockwise until it locks into place.
2. To remove the softbox, pull the release and rotate the softbox counterclockwise.



INSTALLING ACCESSORIES TO THE

MOUNTING BRACKET

The softbox mounting ring is compatible with many light-modifying accessories, including snoots, grid reflectors, and beauty dishes.

Snoot




Beauty dish



Speed ring



Umbrella (Use without the riser)



ONE-YEAR LIMITED WARRANTY

This RAYA product is warranted to the original purchaser to be free from defects in materials and workmanship under normal consumer use for a period of one (1) year from the original purchase date or thirty (30) days after replacement, whichever occurs later. The warranty provider's responsibility with respect to this limited warranty shall be limited solely to repair or replacement, at the provider's discretion, of any product that fails during normal use of this product in its intended manner and in its intended environment. Inoperability of the product or part(s) shall be determined by the warranty provider. If the product has been discontinued, the warranty provider reserves the right to replace it with a model of equivalent quality and function.

This warranty does not cover damage or defect caused by misuse, neglect, accident, alteration, abuse, improper installation or maintenance. EXCEPT AS PROVIDED HEREIN, THE WARRANTY PROVIDER MAKES NEITHER ANY EXPRESS WARRANTIES NOR ANY IMPLIED WARRANTIES, INCLUDING BUT NOT LIMITED TO ANY IMPLIED WARRANTY OF MERCHANTABILITY OR FITNESS FOR A PARTICULAR PURPOSE. This warranty provides you with specific legal rights, and you may also have additional rights that vary from state to state.

To obtain warranty coverage, contact the Raya Customer Service Department to obtain a return merchandise authorization ("RMA") number, and return the defective product to Raya along with the RMA number and proof of purchase. Shipment of the defective product is at the purchaser's own risk and expense.

For more information or to arrange service, visit rayalighting.com or call Customer Service at 212-594-2353.



Product warranty provided by the Gradus Group.

www.gradusgroup.com

RAYA is a registered trademark of the Gradus Group.

© 2021 Gradus Group LLC. All Rights Reserved.