

RBL-C



Bluetooth®

Remote Shutter Control

for Canon

REVO®

Thank you for choosing Revo.

The Revo Remote allows you to trigger your camera and various functions at a distance up to 32 feet. Use Bluetooth® low-energy technology to wirelessly shoot photos and start and stop videos. Control your zoom from wide-angle to telephoto with Canon's compatible power-zoom-equipped cameras or their PZ-E1 adapter. Carry the compact remote in your pocket and operate your camera at a distance.

Functions vary depending on camera make and model.

Specifications

Operating distance: 32 ft. (10 m)

Battery type: 3 V CR2032

Operating temperature: 32°F to 104°F
(0°C to 40°C)

Dimensions (H × W × D): 0.5 × 1.2 × 3.6 in.
(12.2 × 30 × 91.7 mm)

Weight: 0.6 oz. (18 g)

Precautions

- Please read and follow these instructions and keep this manual in a safe place.
- There are no user-serviceable parts inside the devices. Do not attempt to disassemble or perform any unauthorized modification.
- Do not operate in the presence of flammable gas, vapors, or water.
- Batteries are prone to leakage when fully discharged. To avoid damage to the product, be sure to remove the battery when leaving the product unattended for prolonged periods or when no charge remains.
- When disposing of batteries, insulate the electrical contacts with tape. Contact with metal objects or batteries may cause a fire or an explosion.
- Do not use or leave the device in conditions of extreme heat or severe cold.
- Avoid exposing this product to water or extreme humidity, and keep it in a cool, dry place.
- Keep out of reach of children. This device contains small parts which may pose a shock hazard.
- All images are for illustrative purposes only.

Trademarks

The Bluetooth® word mark and logos are registered trademarks owned by Bluetooth SIG, Inc. and any use of such marks by Revo is under license. Other trademarks and trade names are those of their respective owners.

Overview

1. Indicator LED

The LED will flash when performing functions of the remote. If there is an error or AF does not lock, the LED indicator will flash two times.

2. Shutter release button

3. AF Start button

4. Wide-angle zoom button

5. Telephoto zoom button

6. S: Single shot

Press the shutter release button to focus and trigger the camera for a single picture. The Indicator LED will flash once when taking the picture.

7. 2S: 2-second delay

Delays the shutter release by two seconds after you press the shutter release button. Use for selfies or candid shots.

The Indicator LED will flash once when the timer starts.

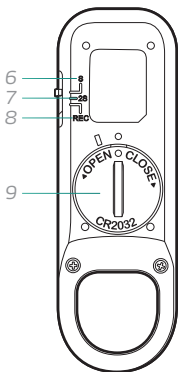
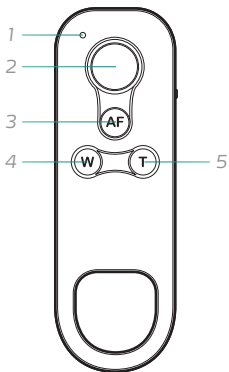
8. REC: Video start/stop

Set your camera to video mode. Press the shutter release once to start recording video. Press again to stop. The Indicator LED will flash when recording starts and stops.

Note: Check your camera's manual for instructions on capturing video with a remote.

9. Battery compartment cover

Uses a CR2032 type battery.

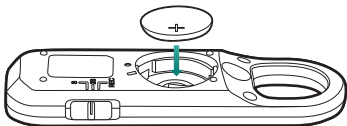


Inserting the Battery

1. Place a coin or similar object into the groove of the battery cover, and turn to the **open** position to remove the cover.



2. Remove the plastic separator from underneath the battery before use.
3. Insert the CR2032 battery with the (+) facing up.



4. Return the battery cover and turn to the **close** position.



Pairing the Remote and Camera

Note: See your camera's manual for instructions on setting your camera to remote pairing mode.

1. Set your camera to Pairing mode.
2. Press and hold the W and T buttons simultaneously for 3 seconds or more. The Indicator LED will blink. Confirmation will appear on the camera's LCD when accepted.

If the Camera Won't Trigger

- Make sure the plastic separator is removed from the battery.
- Make sure the battery is installed with the correct polarity.
- Set your camera for remote triggering.
- Make sure the camera and remote are paired together and you are within the remote's range of 32 feet.

One-Year Limited Warranty

This Revo product is warranted to the original purchaser to be free from defects in materials and workmanship under normal consumer use for a period of one (1) year from the original purchase date or thirty (30) days after replacement, whichever occurs later. The warranty provider's responsibility with respect to this limited warranty shall be limited solely to repair or replacement, at the provider's discretion, of any product that fails during normal use of this product in its intended manner and in its intended environment. Inoperability of the product or part(s) shall be determined by the warranty provider. If the product has been discontinued, the warranty provider reserves the right to replace it with a model of equivalent quality and function.

This warranty does not cover damage or defect caused by misuse, neglect, accident, alteration, abuse, improper installation or maintenance. EXCEPT AS PROVIDED HEREIN, THE WARRANTY PROVIDER MAKES NEITHER ANY EXPRESS WARRANTIES NOR ANY IMPLIED WARRANTIES, INCLUDING BUT NOT LIMITED TO ANY IMPLIED WARRANTY OF MERCHANTABILITY OR FITNESS FOR A PARTICULAR PURPOSE. This warranty provides you with specific legal rights, and you may also have additional rights that vary from state to state.

To obtain warranty coverage, contact the Revo Customer Service Department to obtain a return merchandise authorization ("RMA") number, and return the defective product to Revo along with the RMA number and proof of purchase. Shipment of the defective product is at the purchaser's own risk and expense.

For more information or to arrange service, visit revocinegear.com or call Customer Service at 212-594-2353.

Product warranty provided by the Gradus Group.

www.gradusgroup.com

Revo is a registered trademark of the Gradus Group.

© 2021 Gradus Group LLC. All Rights Reserved.