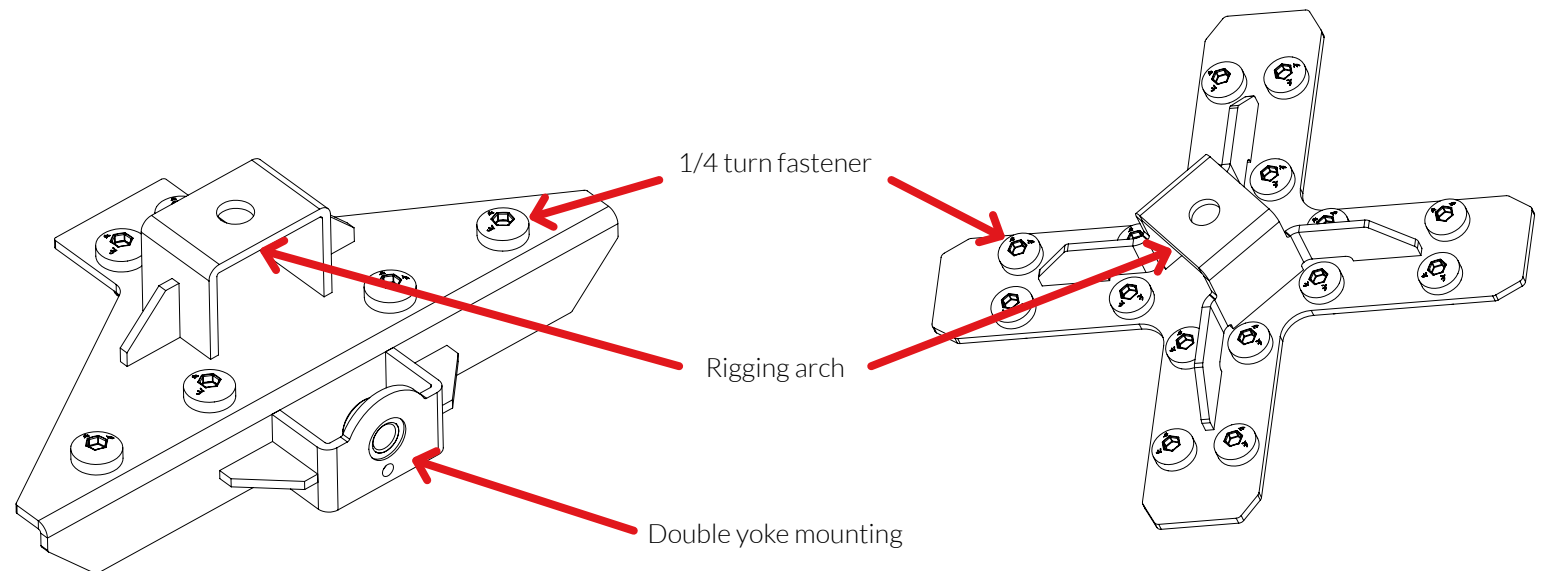


LINK2 & LINK4

WHAT ARE LINK2 AND LINK4?

LINK2 & LINK4 mounting accessories allow an infinite number of MAXI MIX to be assembled together.

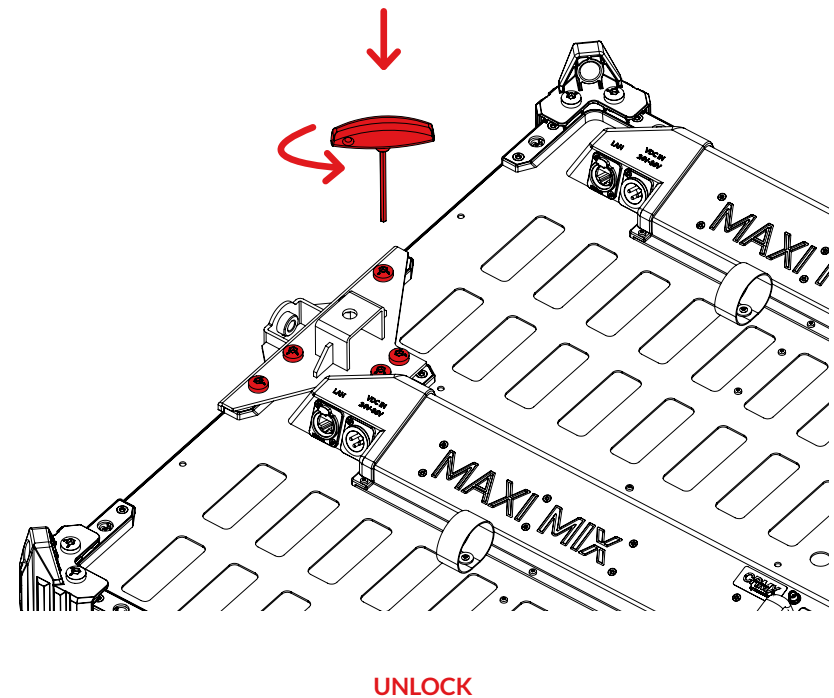
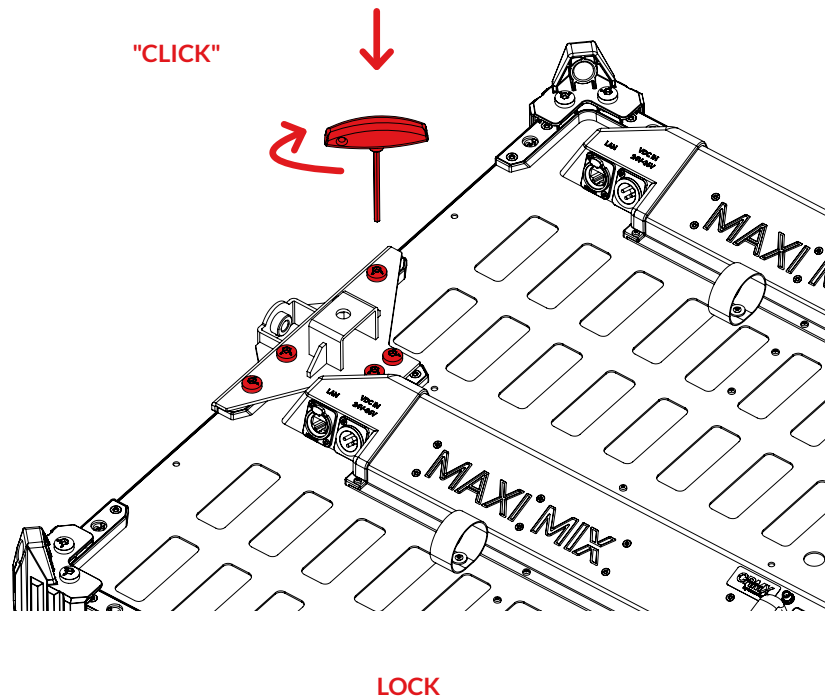
Their strength and modularity enable multiple usage: rigging, mounting on yokes, stand-alone... the list is endless.



1/4 TURN LOCKING SYSTEM

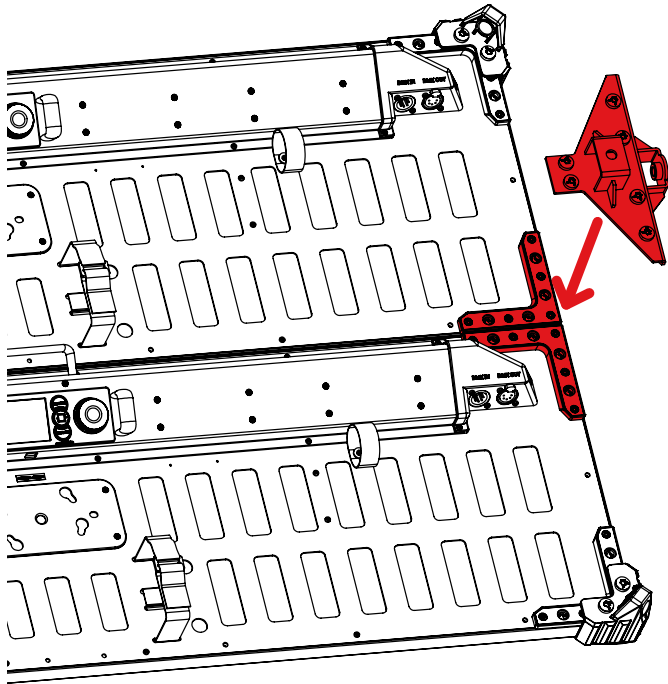
The 1/4 turn locking system ensures speed with security. Using the Allen Key provided, in a clockwise motion, you will hear a 'CLICK' sound, which verifies the fastener is locked in place. To unlock, repeating the same movement in an anticlockwise motion will unlock the fastener.

WARNING - If you have not heard the fastener 'CLICK', this means it has not been locked safely.



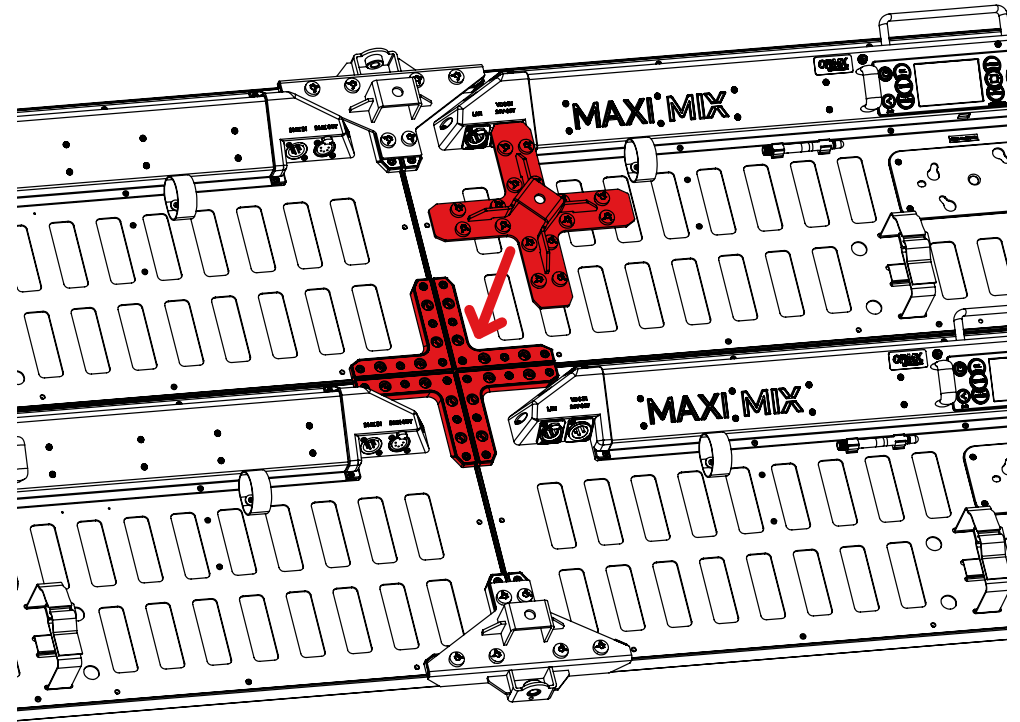
LINK 2

The LINK2 connects the corners of two fixtures. LINK2 can be placed at any corner required.



LINK 4

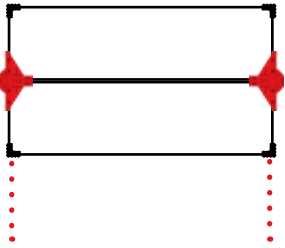
The LINK4 connects the corners of four fixtures. LINK4 can be placed at any corner required.



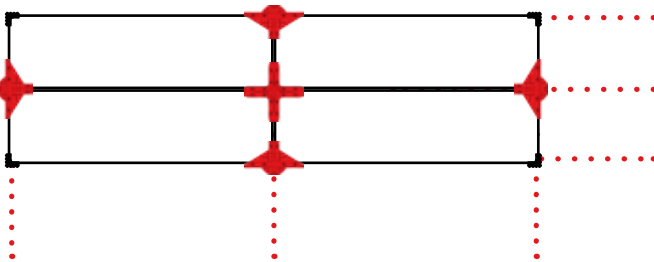
ASSEMBLY OPTIONS

Assemble your head lights horizontally, vertically, or both:

2D



3D



RIGGING

Rig your assembly horizontally, vertically, or at any angle:

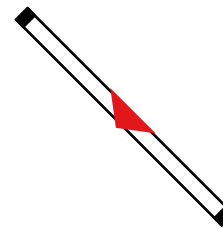
Horizontal



Vertical



Any angle



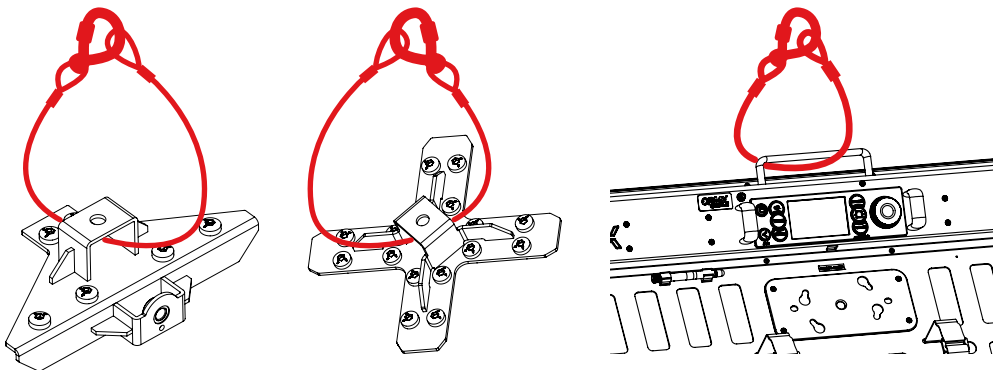
SAFETY GUIDELINES

General precautions

- DMG Lumière products are made to be used by trained professionals only.
- DMG Lumière products are not for household use.

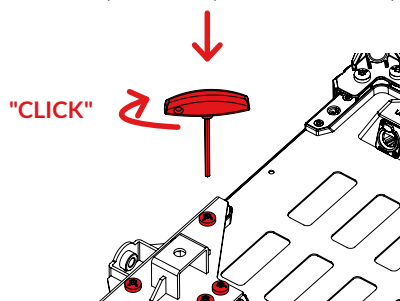
Safety cables

- If the LINK2 or the LINK4 are not secured via their arch to security cables, there is a risk of falling and death.
- Ensure the slings or safety chains chosen to secure the light complies with standards in the country you are in.
- For additional security, always attach a safety cable through the handle of each MAXI MIX when setting up.



CLICK sound

- The "CLICK" sound is an easy way to ensure that the assembly is correctly done and safely engaged for each quarter turn fastener.



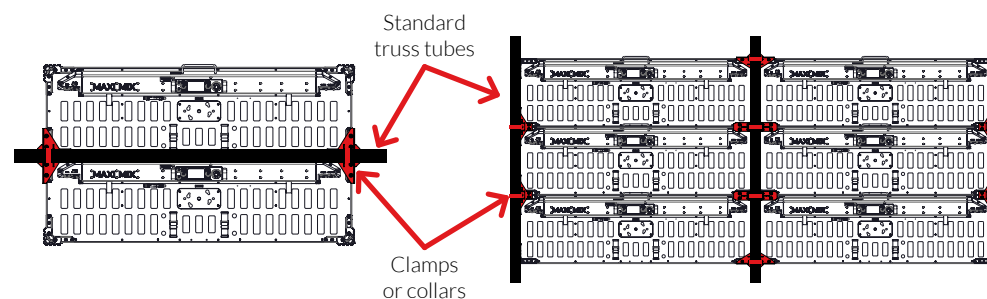
Clamps, collars and hooks

- LINK2 and LINK4 are engineered to be assembled with standard clamps from the audiovisual industry. To be used with M10 bolts ONLY. Screws should not exceed the clamp by more than 30mm.



Arch attachments

- When rigging LINK2 or LINK4 with their arch (clamps or collars) each LINK accessory needs to have its own secured attachment.



Protective corners

- There should always be 4 protective corners, regardless of how many MAXI MIX have been mounted together. Store unused protective corners in a safe place.

