

HCD 2,2/100

The 100mm is a fast lens particularly suited to lowlight situations or for action shots where higher shutter speeds are required. The slightly longer than standard length coupled with its shallower depth-of-field makes it a perfect choice for striking portraits too.

GENERAL LENS DATA

Focal length	100mm
Equivalent 35mm focal length ¹	67,4mm
Aperture range	2,2 - 32
Angle of view diag/hor/vert 53,4 x 40 format	37°/30°/23°
Angle of view diag/hor/vert 44 x 33 format	31°/25°/19°
Length/diameter	80,5 mm/87,5 mm
Weight	780 g
Filter diameter	77 mm

¹ Horizontal coverage between 53,4 x 40 and 36 x 24 compared



CLOSE FOCUS RANGE DATA

Minimum distance object to film	0.90 m
Maximum image scale	1:7,2
Corresponding area of coverage	38 x 29 cm
Corresponding exposure reduction	0.4 f-stop

LENS DESIGN

6 elements in 5 groups

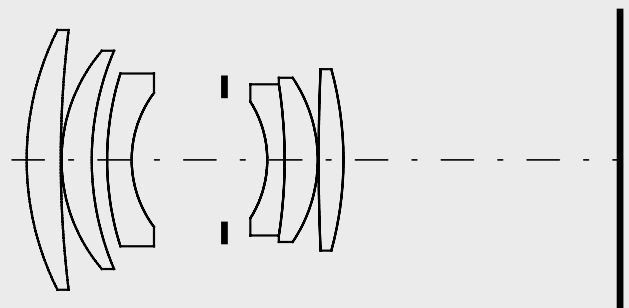
FOCUS TYPE

Full focusing

ENTRANCE PUPIL POSITION

68 mm in front of the film plane
(at infinite focus setting)

The entrance pupil position is the correct position of the axis of rotation when making a panorama image by combining individual images of a scene.

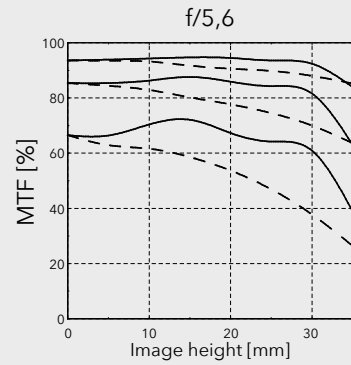
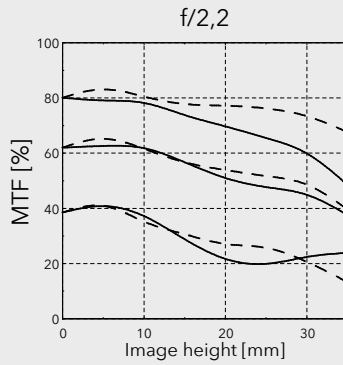


HCD 2,2/100

MTF

Modulation Transfer as a function of image height at infinite focus setting.

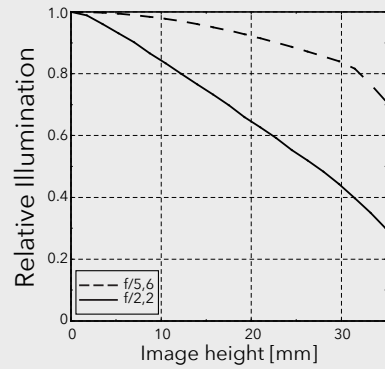
Sagittal slit orientation drawn with continuous line and tangential with dashed. White light. Spatial frequencies 10, 20 and 40 lp/mm



RELATIVE ILLUMINATION

Infinity setting

When images are imported to Phocus, light fall-off is automatically removed.



DISTORTION

Infinity setting

When images are imported to Phocus, distortion is automatically removed.

